



EKLAVYA MODEL RESIDENTIAL SCHOOL (EMRS)

INFORMATION BULLETIN & GUIDELINES
FOR FILLING OF ONLINE APPLICATION
FORM FOR **EMRS TEACHING STAFF**
SELECTION EXAM 2021

EMRS TEACHING STAFF

SELECTION EXAM

Year-2021

INDEX

Sl. No.	Particulars	Pg. No.
A	IMPORTANT INFORMATION AT A GLANCE	4
1	Introduction 1.1. About Eklavya Model Residential Schools (EMRSs) 1.2. Objectives of EMRS 1.3. Stakeholders for monitoring the EMRS	7
2	EMRS TEACHING STAFF SELECTION EXAM (ETSSE)– 2021 2.1. About EMRS-Teaching Staff Selection Exam- 2021 2.2. Post Details and Level of Pay 2.3. Scheme of Examination 2.4. Syllabus For Examination 2.5. e-Admit Card 2.6. Schedule of Examination 2.7. Important Instructions for the Candidates 2.8. Rough Work 2.9. Common Services Centres/Facilitation Centres	8
3	ELIGIBILITY CRITERIA & QUALIFICATION 3.1 Eligibility Criteria 3.2 Age Relaxation Policy 3.3. Economically Weaker Section (EWS) Reservation Policy 3.4. State Reservation Policy 3.5. Details of State-wise Vacancies as per State Reservation Roster 3.6. Domicile Certificate 3.7. Provision for Persons with Disability (PwD) Candidates 3.8. Facilities for PwD candidates to appear in the exam	13
4	FEE DETAILS 4.1. Fee Payment 4.2. Fee Relaxation	19
5	SUBMISSION OF APPLICATION FORM AND TEST PRACTICE CENTRES 5.1. General Instructions for filling up of Application 5.2. Steps to complete online application form 5.3. Replica of Application Form 5.4. Procedure for appearing in CBT 5.5. Test Practice Centres	20
6	Unfair Means Practices and Breach of Examination Rules 6.1. Definition of Unfair Means Practices 6.2. Punishment for using Unfairmeans practices 6.3. Cancellation of Result	23
7	POST CBT ACTIVITIES 7.1. Display of Candidate’s responses on website 7.2. Display of Answer Key for challenge 7.3. Declaration of Result 7.4. Re-Evaluation/Re-Checking of result	24
8	FINAL TEACHING STAFF SELECTION PROCEDURE	25

	8.1. Tie-Breaking Criteria 8.2. Generation of Written Exam Merit List: State-wise, Post-wise and Category-wise 8.3. Instructions for Interview and Document Verification.	
9	CENTRES/CITIES FOR EXAM 9.1.Exam Cities 9.2. Query Redressal System (QRS) 9.3. Correspondence with NTA 9.4. Weeding Out Rules 9.5. Legal Jurisdiction	26
	Appendices	
10	Appendix-I: Syllabus of the Examination	27
11	Appendix-II: Certificate regarding physical limitation to write in an examination	31
12	Appendix-III: Letter of Undertaking for Using Own Scribe	32
13	Appendix-IV: State-wise list of Vacancies as per the Reservation Roster	33
14	Appendix-V: Procedure for Online Payment of Fee and Helpline for Payment Related Queries	44
15	Appendix-VI: Replica of Online of Application Form	46
16	Appendix-VII: Procedure for appearing in Computer Based Test (CBT)	55
17	Appendix-VIII: Test Practice Centres (TPCs)	61
18	Appendix-IX: Normalization procedure based on Percentile Score	65
19	Appendix-X: List of Examination Cities	69

IMPORTANT INFORMATION AT A GLANCE
(please refer to Information Bulletin for details)

1. Exam Dates, Fee details and Application Procedure

EVENTS	DATES				
Online Submission of Application Form (upto 23:50 hrs of 30.04.2021)	01.04.2021- 30.04.2021				
Last date of successful transaction of fee through Credit/Debit Card/Net-banking/UPI (Paytm)	01.05.2021 (23:50 hrs)				
Fee Payable for ETSSE 2021 [through Credit Card, Rupay Debit Card, Master/ Visa Debit Card (only HDFC / ICICI Bank), Net Banking, UPI or Paytm Wallet). <i>*Processing charges on the application fee and Goods & Service Taxes (GST) thereon as applicable, are to be borne by the candidate at the time of transaction (except for payment through Master / Visa Debit Card)</i>					
Principal & Vice Principal	Rs. 2000/-				
PGT & TGT	Rs. 1500/-				
Correction in Particulars of Application Form on website only	04.05.2021 to 06.05.2021				
Downloading of Admit Cards from NTA website	Will be notified				
Date of Examinations	Last week of May 2021/ First week of June 2021				
Duration of Examination	180 minutes (03 hours)				
Timings of Examination	<table border="1" style="width: 100%; border-collapse: collapse;"> <tr> <td style="text-align: center;">First shift</td> <td style="text-align: center;">09:00 a.m. to 12 noon (IST)</td> </tr> <tr> <td style="text-align: center;">Second Shift</td> <td style="text-align: center;">03:00 p.m. to 06:00 p.m. (IST)</td> </tr> </table>	First shift	09:00 a.m. to 12 noon (IST)	Second Shift	03:00 p.m. to 06:00 p.m. (IST)
First shift	09:00 a.m. to 12 noon (IST)				
Second Shift	03:00 p.m. to 06:00 p.m. (IST)				
Centre of Examination	As indicated on Admit Card				
Display of Question Paper attempted by the Candidate and Answer Keys for inviting challenges on NTA website	To be displayed on the NTA website in due course				
Declaration of Computer Based Test Result on NTA website	To be displayed on the NTA website in due course				
Website(s)	https://recruitment.nta.nic.in/WebinfoEMRSRecruitment				
Schedule for Interviews	NTA Website				

2. Candidates can apply through “Online” mode only for the post(s) as per the advertisement / vacancy circular.
3. Candidates can apply for ETSSE 2021 through “Online” mode only. The Application Form in any other mode will not be accepted.
4. A candidate may apply for more than one post if he/she is eligible and desires to do so. In such cases, the candidate will have to pay the requisite Fee separately for each post as applicable. However, for PGT & TGT post, eligible candidates can apply for one/single subject only.
5. Candidates have to register separately if he/she is applying for more than one post.
6. Candidates must read carefully the Instructions (including how to fill up Application Form online) given in the Information Bulletin available on the Website. Candidates not complying with the Instructions shall be summarily disqualified.
7. **Instructions for filling Online Application Form:**
 - ❖ **Download Information Bulletin along with Replica of Application Form. Read these carefully to ensure your eligibility.**
 - ❖ **Follow the steps given below to Apply Online:**
 - Step-1: Apply for Online Registration using own Email Id and Mobile No
 - Step-2: Fill in the Online Application Form and note down the system generated Application Number.
 - Step-3: Upload scanned images of: (i) the recent photograph (file size 10Kb – 200Kb) should

be either in colour or black & white with 80% face (without mask) visible including ears against white background in jpg/jpeg format; (ii) candidate's signature (file size: 4kb - 30kb) in jpg/jpeg format; (iii) domicile certificate (file size: 50kb to 300kb); (iv) category certificate (SC/ST/OBC/EWS etc.)(file size: 50kb to 300KB), (v) PwD certificate (file size: 50kb to 300kb).

Step-4: Pay fee using SBI/Canara Bank/HDFC Bank/ICICI Bank/Paytm Payment Gateway through Debit Card/Credit Card / Net Banking/UPI and keep proof of fee paid.

- ❖ Download, save and print a copy of Confirmation Page of the Application Form (which would be downloadable only after successful remittance of fee) for future reference.
 - ❖ All the 4 Steps can be done together or at separate timings. The submission of Application of a candidate could be considered as successful and his/her candidature would be confirmed only on the successful transaction/receipt of the prescribed application fee from him/her.
8. Candidates shall ensure that the information entered by them in their respective online Application Form are correct. Information provided by the candidates in their respective online Application Forms, like, **name of candidate, contact/ address details, category, PwD status, domicile, educational qualification details, date of birth, choice of exam cities, etc. will be treated as final.**
 9. NTA does not edit /modify/alter any information entered by the candidates after completion of application process under any circumstances. Any request for change in information thereafter will not be entertained. Therefore, candidates are advised to exercise utmost caution before filling up correct details in the Application Form.
 10. *NTA disclaims any liability that may arise to a candidate(s) due to incorrect information provided by him/her in his/her online Application Form.*
 11. The fee can be submitted only online through *Net Banking, Credit Card, Debit Card, UPI or Paytm Services*. Processing charges and GST as applicable are chargeable to the candidate (in addition to the examination fee) by the concerned Bank/Payment Gateway Integrator. For details / procedure, please see **Appendix V**.
 12. The Confirmation Page of the online Application Form will be generated only after successful payment by the Candidate. In case, the Confirmation Page is not generated after payment of fee, then the candidate may have to approach the concerned Bank/Payment Gateway (through the helpline no. and email given in **Appendix- V** of the Information Bulletin) for ensuring the successful payment or for obtaining the refund of duplicate / multiple payments].
 13. Candidates must ensure that their **email address** and **mobile number** to be registered in their online Application Form are their own, as relevant/important information/ communication will be sent through e-mail on the registered e-mail address and / or through SMS on registered mobile number **only**. NTA shall not be responsible for any non-communication / mis-communication with a candidate in the email address or mobile number given by him/her other than his/her own.
 14. Candidates shall appear at their own cost at the Examination Centre on the date, shift and time indicated on their Admit Cards issued by the NTA in due course through its Website.
 15. **Candidates are advised to visit the website and check their e-mails regularly for latest updates.**

Note:

- i. *The final submission of Online Application Form will remain **incomplete if Step-3 and step-4 are not complete. Such forms will stand rejected and no correspondence on this account will be entertained.***
- ii. *The entire application process for **ETSSE 2021 is online**, including uploading of scanned images, payment of fees, and printing of Confirmation Page, Admit Card, etc. **Therefore, candidates are not required to send/submit any document(s) including Confirmation Page to NTA through Post/ Fax/WhatsApp/Email/by Hand.***
- iii. *Usage of Data and Information: NTA/Government of India can use the data provided by the End Users (test taker in this case) for internal purpose(s) including training, research and development, analysis and other permissible purpose(s). However, this information is not for use by any third party or private agency for any other use.*

Brief Advisory regarding COVID-19 Pandemic:

Candidates are advised to carry only the following with them into the examination venue:

- a) Admit card along with Self Declaration (Undertaking) downloaded from the NTA Website (a clear printout on A4 size paper) duly filled in.

- b) A simple transparent Ball Point Pen.
- c) Additional photograph, to be pasted on attendance sheet.
- d) Personal hand sanitizer (50 ml).
- e) Personal transparent water bottle.
- f) Sugar tablets/fruits (like banana/apple/orange) in case the candidate is diabetic.

Note:

1. Candidates are advised to read the Information Bulletin/ Vacancy Circular carefully and go through the instructions therein, especially regarding filling of Online Application Form available on : <https://recruitment.nta.nic.in/WebinfoEMRSRecruitment>, before starting online registration.
2. Candidates should ensure that all information entered during the online registration process is correct.
3. Online information provided by candidates, like, name of candidate, date of birth, contact/ address details, Category and PwD status, domicile state, educational qualifications and experience details, etc will be treated as correct/final. Any request for changes in such information after the closure of correction period will not be considered under any circumstances. Any candidate found to mislead by providing inaccurate information will be debarred from taking this recruitment examination and his / her candidature for any post shall be automatically treated as forfeited.
4. In case it is found at any time in future that the Candidate has used / uploaded the photograph, signature and certificate(s) of someone else in his/ her Application Form / Admit Card or he/she has tampered his/her Admit Card, these acts of the candidate shall be treated as Unfair Means (UFM) Practices on his/her part and he/she shall be proceeded with the actions as contemplated under the provisions of the Information Bulletin relating to Unfair Means Practices.
5. Candidates are NOT allowed to carry Instruments, Geometry or Pencil box, Handbag, Purse, any kind of Paper/ Stationery/ Textual material (printed or written material), Eatables and Water (loose or packed), Mobile Phone/ Earphone/ Microphone/ Pager, Calculator, DocuPen, Slide Rules, Log Tables, Camera, Tape Recorder, Electronic Watches with facilities of calculator, any metallic item or electronic gadgets/ devices in the Examination Hall/Room.

CHAPTER 1: INTRODUCTION

1.1. About Eklavya Model Residential Schools (EMRSs)

The Ministry of Tribal Affairs (MoTA) was set up in 1999, with the objective of providing more focused approach on the integrated socio-economic development of the Scheduled Tribes (STs), the most underprivileged of the Indian Society, in a coordinated and planned manner. Since its inception, endeavor of Ministry of Tribal Affairs has been to take various initiatives for overall upliftment of Tribals across the country. Amongst these, providing quality education to ST students have been among the main focus of the Ministry as educational development is a stepping-stone to economic and social development and is also the most effective instrument for overall empowerment.

1.2. Objectives of EMRS

- In the context of the trend of establishing quality residential schools for the promotion of education in all areas and habitations in the country, the Eklavya Model Residential Schools (EMRS) are being established for ST students. EMRS Scheme comprises of Eklavya Model Residential Schools, Eklavya Model Day Boarding Schools and Centre of Excellence for Sports.
- The objective is to provide quality upper primary, secondary and senior secondary level education to Scheduled Tribes (ST) students in remote areas to enable them to access the best opportunities in education and to bring them at par with the general population.

1.3. Stakeholders for monitoring the EMRS

- **Centre Level - National Education Society for Tribal Students (NESTS)**
National Education Society for Tribal Students (NESTS): NESTS, as an autonomous organization has been set up under the Ministry of Tribal Affairs to establish, endow, maintain, control and manage the schools and to entrust recruitment of teachers for state through an independent agency duly ensuring reservation roster of the State, in case the need arises.
- **State Level -State Government**
State Governments provide land free of cost and free from all encumbrances with clear land use for development and expansion EMRS/ EMDBS / Centres of Excellence for sports and related infrastructure.
State Governments are required to ensure safety of the schools, children and staff by taking necessary precautionary measures and resolution of any law and order situation that may pose a threat to the safety and security of the school, students and staff.
- **State Level -State EMRS Societies**
At the State level, State EMRS Societies to be set up (in case not in place) exclusively for the management of Schools sanctioned/established in the particular State in accordance with the norms and guidelines laid down by the NESTS. These State Societies are responsible for administration of EMRS and its staff and undertake other responsibilities as delegated by the NESTS.
- **District Level -District Level Committee (only for monitoring)**
A District Level Committee is to be formed at the District Level to supervise the functioning of the Schools in the District. The DLC will be headed by the District Collector with local educationists, tribal representatives and officers from the District as members to supervise the functioning of the Schools, provide necessary assistance in effective functioning of the school.

CHAPTER 2: EMRS TEACHING STAFF SELECTION EXAM (ETSSE)– 2021

2.1. About EMRS-Teaching Staff Selection Exam- 2021

The NESTS has taken several initiatives in the recent past to improve the quality of education in the EMRSs. Keeping in view the needs of the local tribals, the NESTS is conducting a special drive at the central level in association with the State Governments to fill up the vacancies of teaching staff to provide quality human resources, technically equipped and motivated in order to maintain the quality standards of EMRSs.

The following points are to be considered for recruitment: -

- The recruitment of the teaching staff (Principal, Vice Principal, PGT and TGT) for EMRSs shall be state specific i.e. as per the State, where the schools are located, in accordance with the recruitment rules notified by NESTS, MoTA; and only eligible candidates having domicile certificate of the State can apply.
- National Testing Agency (NTA) is to conduct National Level EMRS-Teaching Staff Selection Exam.
- Following the reservation roster of the respective State/UTs, NTA will provide State-wise, post-wise, category-wise merit list to NESTS, MoTA.
- States/UTs will conduct personality test/ interviews and finalize the selection list of candidates.
- State/UT level interview panel will be constituted by the States/UTs that shall consist of various domain experts from the States and members from the NESTS/MoTA.
- Appointment of teaching staff will be completed by the States/UTs following State-specific reservation roster.
- The State/UT EMRS Society shall be responsible for final selection, implementation of reservation roster and posting of teachers in the State/UT.
- The selection of Principal, Vice Principal and PGT shall be by merit in which Computer-Based Test (CBT) carries 160 marks and the personality test/ interview carries 40 marks. However, for TGTs there won't be a personality test/ interview and the merit shall be determined solely by the computer-based test of 180 marks.

2.2. Post Details and Level of Pay

S. No.	Post Details	Subjects	Pay Matrix
1.	Principal	-	Level 12 (Rs. 78800 –209200/-)
2.	Vice Principal	-	Level 10 (Rs. 56100- 177500/-)
3.	Post Graduate Teachers (PGTs)	English / Hindi / Physics / Chemistry / Mathematics / Economics / Biology / History / Geography / Commerce / Information Technology	Level 8 (Rs.47600- 151100/-)
4.	Trained Graduate Teachers (TGTs)	English / Hindi / Mathematics / Science /Social Studies	Level 7 (Rs.44900 – 142400/-)

2.3. Scheme of Examination

2.3.1. Mode of Examination

EMRS Teaching Staff Selection Exam (ETSSE) will be conducted in “Computer Based Test (CBT)” mode only.

2.3.2. Choice of Medium of Question/Exam Papers

Medium of Exam Papers will be both Hindi and English.

2.3.3. Exam Pattern-

1. PRINCIPALS:

- Exam (Objective Type): 160 marks.
- Personality Test/ Interview: 40 marks.
- Duration of Exam: 3 hrs (180 minutes).

S. No.	Sections	No. of Questions
I	General English	10
	General Hindi	10
II	General Knowledge & Current Affairs	10
	Logical Reasoning	10
	Computer Literacy	10
	Quantitative Aptitude Test	10
III	Academic	30
IV	Administration & Finance	70
Total		160
Note: 1 mark shall be awarded to every correct answer. 0.25 mark shall be deducted for every incorrect answer.		

2. VICE-PRINCIPALS:

- Exam (Objective Type): 160 marks.
- Personality Test/ Interview: 40 marks.
- Duration of Exam: 3 hrs (180 minutes)

S. No.	Sections	No. of Questions
I	General English	10
	General Hindi	10
II	General Knowledge & Current Affairs	10
	Logical Reasoning	10
	Computer Literacy	10
	Quantitative Aptitude Test	10
III	Academic	60
IV	Administration & Finance	40
Total		160
Note: 1 mark shall be awarded to every correct answer. 0.25 mark shall be deducted for every incorrect answer.		

3. PGTs:

- Exam (Objective Type): 160 marks.
- Personality Test/ Interview: 40 marks.
- Duration of Exam: 3 hrs (180 minutes)

S. No.	Sections	No. of Questions
I	General English	10
	General Hindi	10
II	General Knowledge & Current Affairs	10
	Analytical Ability	15
	Numerical Ability	10
	Computer Literacy	05

III	Teaching Aptitude / Pedagogy	20
IV	Subject Knowledge	80
Total		160

**Note: 1 mark shall be awarded to every correct answer.
0.25 mark shall be deducted for every incorrect answer.**

4. TGTs:

- Exam (Objective Type): 180 marks.
- Duration of Exam: 3 hrs (180 minutes)

S. No.	Sections	No. of Questions
I	General English	10
	General Hindi	10
II	General Knowledge & Current Affairs	10
	Analytical Ability	15
	Numerical Ability	10
	Computer Literacy	05
III	Teaching Aptitude / Pedagogy	20
IV	Subject Knowledge	100
Total		180
Note: 1 mark shall be awarded to every correct answer. 0.25 mark shall be deducted for every incorrect answer		

2.3.4. Marking Scheme

One mark (+1) shall be awarded to every correct answer and (-0.25) shall be deducted for every incorrect answer. Unanswered/Marked for Review will not be given any marks.

Important Note for Multiple Choice Questions- To answer a question, the candidates need to choose one option corresponding to the correct answer or the '*most appropriate answer*'. However, if after the process of challenges of the key, more than one option is found to be correct then the multiple correct options will be given one mark (+1). Any incorrect option marked will be given (-0.25). Unanswered/Marked for Review will not be given any marks.

2.4. Syllabus for Examination

The details of the syllabus are given on the website: <https://recruitment.nta.nic.in/WebinfoEMRSRecruitment> and **Appendix –I**.

2.5. e-Admit Card

The e-Admit Card would be issued provisionally to the candidates through the NTA website <https://recruitment.nta.nic.in/WebinfoEMRSRecruitment>, subject to the fulfilment of the eligibility conditions and receipt of prescribed application fee.

The candidate has to download the Admit Card from the NTA website. The candidate will appear in the examination at the given Centre on the date and shift/timing as indicated in his/her e-Admit Card.

No candidate will be allowed to appear at the examination centre, on the date and shift/time other than that allotted to him/her in his/her Admit card.

In case a candidate is unable to download his/her Admit Card from the website, he/she should approach the NTA Help Line Number : **011-40759000** between 09: 30 am to 06:00 pm on working days.

The candidates are advised to read the instructions on the Admit Card carefully and strictly follow them during the examination.

In case of any discrepancy in the particulars of the candidate or his/her photograph and signature shown in the e-Admit Card and Confirmation Page, the candidate may immediately **approach the NTA Help Line 011-40759000 between 09:30 am to 06:00 pm. In such case, candidate would appear in the examination with the already downloaded Admit Card. However, NTA will take necessary action to make correction**

in the record later.

Note:

- a. Candidate may please note that Admit Cards will not be sent by post.
- b. In no case, the duplicate Admit Card for EMRS Teaching Staff Selection Exam 2021 would be issued at the Examination Centres.
- c. Candidate must not mutilate the Admit Card or change any entry made therein.
- d. Candidates are advised to preserve their Admit Cards in good condition for future reference.
- e. No Admit Card shall be issued to the candidates whose Applications are found to be incomplete for any reasons (including indistinct/ doubtful photographs/unsigned Applications) or who do not fulfil the eligibility criteria for the examination.
- f. Issue of Admit Cards, however, shall not necessarily mean acceptance of eligibility which shall be further scrutinized at subsequent stages of selection process.

2.6. Schedule of Examination

Mode of Examination	"Computer Based Test (CBT)" mode only	
Timing of Examination	First Shift	Second Shift
	9.00 a.m. to 12.00 p.m.	3.00 p.m. to 6.00 p.m.
Entry in the Examination Centre/Hall/Room, frisking, biometric registration/ record of manual attendance by Invigilator, document verification/ cross-checking of Admit Card, signature, and photo match to be completed by Invigilator, etc.	7.30 a.m. to 8.30 a.m.	02.00 p.m. to 2.30 p.m.
Instructions by the Invigilator(s)	8.30 a.m. to 8.50 a.m.	2.30 p.m. to 2.50 p.m.
Candidates log in to read instructions	8.50 a.m.	2.50 p.m.
Test Commences	9.00 a.m.	3.00 p.m.

2.7. Important Instructions for the Candidates :

1. Candidates are advised to report at the Examination Center well in time i.e. 2 hours before commencement of the examination.
2. Candidates should take their seat immediately after opening of the Examination Hall. If the candidates do not report in time due to any reason i.e. traffic jam, train/bus delay etc, they are likely to miss some of the general instructions to be announced in the Examination Rooms/Halls. The NTA shall not be responsible for any delay.
3. The candidate must show, on demand, the Admit Card downloaded/printed from the NTA website for admission in the examination room/hall. The Test Centre Staff on duty is authorized to verify the identity of candidates and may take steps to verify and confirm the identity credentials. Candidates are requested to extend their full cooperation. A candidate who does not possess the valid Admit Card shall not be permitted for the examination under any circumstances by the Centre Superintendent.
4. A seat indicating Roll Number will be allotted to each candidate. Candidates should find and sit on their allocated seat only in case of a candidate who changes room/hall or the seat on his/her own rather than the one allotted, the candidature shall be cancelled. No plea would be entertained in this regard.
5. The candidate should ensure that the question paper available on the computer is as per his/her opted Post indicated in the Admit Card. In case, the post of question paper is other than his/her opted post, the same may be brought to the notice of the Invigilator concerned.
6. Candidate may approach the Centre Superintendent/Invigilator in the room for any technical assistance, first aid emergency or any other information during the course of examination. For any queries or issues regarding Computer Based Test, the candidates may contact on Helpline Number **011-40759000**.
7. In case a candidate, by furnishing false information, appears in more than one shift/date, his candidature will be cancelled and his result will not be declared.
8. For those who are unable to appear on the scheduled date of test for any reason, re-test shall not be

held under any circumstances.

Note: Candidates shall appear at their own cost at the Centre on date and shift as indicated in their Admit Card issued. Under no circumstance the choice of cities for Centre and shift provided in the Admit Card shall be changed.

Candidates MUST bring the following documents on the day of examination at the test centre. Candidates who will not bring these will not be allowed to sit in the examination.

- a. Print copy of Admit Card downloaded from NTA website.
- b. One passport size photograph (same as uploaded on the Online Application Form) should be taken for pasting on the specific space in the attendance sheet at Centre during the examination.
- c. Any one of the authorized photo IDs (must be original, valid, and non-expired) –PAN card/ Driving License/ Voter ID/ Passport/ Aadhaar Card (With photograph)/E-Aadhaar with photograph/ Ration Card with photograph/ Bank Passbook with Photograph.
- d. PwD certificate issued by the authorized medical officer, if claiming the relaxation under PwD category

or

PwD Certificate regarding physical limitation in an examination to write as per **Appendix-II** given in Information Bulletin, if claiming the relaxation under PwD category.

or

Letter of Undertaking for using Own Scribe as per **Appendix-III** given in Information Bulletin, if claiming the relaxation under PwD category.

2.8. Rough Work

All calculations/writing work are to be done only in the Rough Sheet provided at the Test Centre in the examination Room/Hall and on completion of the test, candidates must hand over the Rough Sheets to the Invigilator on duty in the Room/Hall.

2.9. Common Services Centres/Facilitation Centres

Candidates who are not well conversant and face difficulties in submitting the online application due to various constraints, can use the services of Common Services Centre, Ministry of Electronics and Information Technology, Government of India under 24 the Digital India initiatives of Hon'ble Prime Minister. The Common Services Centre (CSC) scheme is a part of the ambitious National e-Governance Plan (NeGP) of Government of India and is managed at each village panchayat level by a Village level Entrepreneur (VLE).

There are more than 1.5 lakhs Common Services Centres (CSC) across the country which will provide the desired support to candidates from urban as well as rural areas in online submission of Application Form and payment of fee through e-wallet. The list of the Common Services Centre is available on website: www.csc.gov.in. To know the nearest Common Services Centre, please open the link - <http://gis.csc.gov.in/locator/csc.aspx>.

CHAPTER 3 : ELIGIBILITY CRITERIA & QUALIFICATION

3.1. Eligibility Criteria

Post	Age limit	Qualification and Experience
Principal	Not exceeding 50 years (Age relaxation for SC/ST and others as per Govt. of India rules would be applicable)	<ol style="list-style-type: none"> 1. Master's degree from a recognized university / institute, and 2. B.Ed or equivalent degree from a recognized University, and 3. Proficiency in teaching in Hindi and English medium, and 4. Persons working in any of the Govt. / Semi-Govt./Govt. recognized / CBSE affiliated Sr. Secondary (10+2) schools / Inter College. <ol style="list-style-type: none"> (a) Holding analogous post, or (b) Ten years of experience of teaching (Vice principal / PGT / TGT) in a recognized high school/ Higher secondary school / Senior Secondary School/Intermediate college.
Vice Principal	45 years (Age relaxation for SC/ST and others as per Govt. of India rules would be applicable)	<ol style="list-style-type: none"> 1. Master's Degree from a recognized university / institution, and 2. B.Ed or equivalent degree from a recognized University ,and 3. Proficiency in teaching in Hindi and English medium, and 4. 2 years' experience of working on the post of PGT or lecturer at level 8 (Rs.47600-151100) in Central/ State Govt./Autonomous organization of central / State Govt. <p>Desirable :</p> <ol style="list-style-type: none"> 1. Three years' experience in fully residential school.
PGT	40 years (Age relaxation for SC/ST and others as per Govt. of India rules would be applicable)	<ol style="list-style-type: none"> 1. Two Years Integrated Post Graduate Course from Regional College of Education of NCERT in the concerned subject with at least 50% marks in aggregate. <p>OR</p> <ol style="list-style-type: none"> 2. Master's Degree from a recognized university with at least 50% marks in aggregate in the following subject: <ol style="list-style-type: none"> a. PGT (English)- English literature b. PGT (Hindi) – Hindi or Sanskrit with Hindi as one of the subjects at Graduate level. c. PGT (Mathematics)-Mathematics/ Applied Mathematics d. PGT (Physics)–Physics / Applied Physics/ Nuclear Physics. e. PGT (Chemistry) Chemistry/ Bio. Chemistry. f. PGT (Biology) - Botany/ Zoology/ Life Sciences/Bio Sciences/ Genetics/ Micro Biology/Bio Technology/ Molecular Bio/Plant Physiology provided they have studied Botany and Zoology at Graduation level. g. PGT (History) – History h. PGT Geography-Geography i. PGT (Commerce) – Master's Degree in Commerce. However, holder of Degrees of M. Com in Applied/Business Economics shall not be eligible. j. PGT (Economics) – Economics/ Applied Economics/ Business Economics. k. PGT Information Technology- B. Tech (computer science / IT) / Master's Degree in Computer Application/Computer Science/Information Technology/M. Tech (Computer application/Computer Science/Information Technology) <p>AND</p>

		3. B.Ed. or equivalent degree from a recognized University (Not applicable on PGT IT), and 4. Proficiency in teaching in Hindi and English medium.
Post	Age limit	Qualification and Experience
TGT	Upto 35 years (Age relaxation for SC/ST and others as per Govt. of India rules would be applicable)	(i) Four years integrated degree course of Regional College of Education of NCERT in the concerned subject with at least 50% marks in aggregate. OR (ii) Bachelor's Degree with atleast 50% marks in the concerned subject/combination of subject and in aggregate. a) For TGT (Hindi): Hindi as a subject in all the three years. b) For TGT (English) : English as a subject in all the three years. c) For TGT (S.St) : Any two of the following main subject at graduation level: History, Geography, Economics and Pol. Science of which one must be either History or Geography. d) For TGT (Maths) –Mathematics as main subject at graduation level with one of the following as second subject: Physics, Chemistry, Electronics, Computer Science, economics, commerce and Statistics. e) For TGT (Science)- Bachelor Degree in Science with any two of the following subjects: Botany, Zoology and Chemistry. AND (iii) B.Ed or equivalent degree from a recognized University. (iv) Pass in the State Teacher Eligibility Test (STET) or Central Teacher Eligibility Test (CTET) Paper-II, conducted by CBSE in accordance with the Guidelines framed by the NCTE for the purpose, and (v) Proficiency in teaching in Hindi and English medium.

Note:

- Age limit is defined as on date 30th April 2021.
- In case of candidates applying for the post of TGTs, they should have valid STET/CTET-Paper -II certificate.
- Necessary certificates, as applicable are required to be uploaded along with the Application Form.
- In anticipation of huge number of applicants, scrutiny of eligibility criteria etc. may not be undertaken at the time of ETSSE- 2021. Therefore, applications shall be accepted provisionally.
- Those applying in response to ETSSE- 2021 advertisement should satisfy themselves regarding their eligibility for the post applied for.
- *In case of those candidates who are appearing or have appeared in an exam but final result is awaited, she/he should produce the certificate/Score Card at the time of interview.*
- *At any stage of the recruitment process, including after recruitment or joining, if any of the following is detected, the said applicant will be liable to be disqualified, prosecuted and debarred for all appointments in EMRS, NESTS and her/his application/appointment will be rejected forthwith.* If the applicant:
 - *has provided wrong information or submitted false documents; or*
 - *has Suppressed relevant information; or*
 - *has resorted to unfair means during the Recruitment process; or*
 - *is found guilty of impersonation; or*
 - *has created disturbance affecting the smooth conduct of the computer-based test at the test centre/venue; or*
 - *has uploaded non-human or irrelevant photograph*
- In case of multiple / duplicate application for the same post by a candidate only **latest application will be**

taken into account for further consideration.

3.2. Age Relaxation Policy

Age Relaxation is permissible to various applicants as under-

Sl. No.	Category of Persons	Extent of age relaxation / concession
(a)	Scheduled Caste / Scheduled Tribe	5 years
(b)	Other Backward Classes	3 years
(c)	Candidates with 3 years continuous service in Central Govt. provided the posts are in same or allied cadres.	5 years
(d)	Persons ordinarily domiciled in the U.T of Jammu & Kashmir during 01.01.1980 to 31.12.1989	5 years
(e)	Persons with disabilities (including women) (i) SC/ST (ii) OBC (iii) General	15 years 13 years 10 years
(f)	Ex-serviceman: Ex-servicemen ECO/SSCO : Group A & B Posts Services/posts filled by direct recruitment otherwise than on a result of any open All India competitive examination held by UPSC subject to the condition that (i) the continuous service rendered in the Armed Forces by an ex-servicemen is not less than six months after attestation (ii) resultant age after deducting his age does not exceed the prescribed age limit by more than three years and (iii) condition prescribed in O.M. No. 39016/10/79- Esst.(C) dated 15.12.1979.	Period of Military service plus 3 years

(As per DoPT OM No 15012/2/2010-Esst.(D) dated 27th March 2012.)

Note:

- i. The age of the candidate should not exceed more than 55 Years as on **30th April 2021** after considering all the relaxation/concession in any given case.
- ii. The age relaxation for Ex-servicemen will be as per Govt. of India Rules.
- iii. Ex-servicemen who have put in not less than six months continuous service in Armed Forces (Army, Navy and Air Force) shall be allowed to deduct the period of such service from his/her actual age and if the resultant age does not exceed maximum age limit prescribed for the post by more than three years, he/she shall be deemed to satisfy the condition regarding age limit.
- iv. All the concessions mentioned above will be concurrent i.e. If a person is eligible for more than one concession, only one of the concessions of the highest permissible limit, will be granted.

3.3. Economically Weaker Section (EWS) Reservation Policy:

(As per DoPT OM No.36039/1/2019-Esst(Res) dated 31st January 2019)

- a. Candidates who are not covered under the scheme of reservation for SC/ST/OBC and whose family gross annual income is below Rs. 8 Lakh (Rupees Eight Lakh) shall be eligible for benefit of reservation for EWS. The income shall also include income from all sources i.e., salary, agriculture, business, profession etc. for the financial year prior to the year of application. Also, candidates whose family owns or possesses any of the following assets shall be excluded from being identified as EWS, irrespective of family income: -
 - i. 5 Acres of agriculture land and above.

- ii. Residential flat of 1000 Sq Ft and above.
 - iii. Residential plot of 100 Sq yards and above in notified municipalities.
 - iv. Residential plot of 200 Sq Yd and above in areas other than the notified municipalities.
- b. The property held by a family in different locations or different places / cities would be clubbed while applying the land or property holding test to determine EWS status. (The term Family – for this purpose will include the person who seeks benefit of reservation. His / her parents and siblings below the age of 18 years as also his / her spouse and children below the age of 18 years).
- c. The benefit of reservation under EWS can be availed upon production of an income and asset certificate issued by a competent authority. The income and asset certificate issued by any one of the following authorities shall only be accepted as candidate's claim as belonging to EWS:-
- i. District Magistrate / Additional District Magistrate / Collector / Deputy Commissioner / Additional Deputy Commissioner / 1st Class Stipendiary Magistrate / Sub Divisional Magistrate / Taluka Magistrate / Executive Magistrate / Extra Assistant Commissioner; or
 - ii. Chief Presidency Magistrate / Additional Chief Presidency Magistrate / Presidency Magistrate; or
 - iii. Revenue Officer not below the rank of Tehsildar; or
 - iv. Sub-Divisional Officer of the area where the candidate and / or his / her family normally resides.
- d. The candidate applying against the vacancies reserved for EWS must possess Income and asset certificate as on closing date of online application for this advertisement. Accordingly, these candidates are required to produce valid Income and asset certificate during documentation stage. In case of non-compliance of aforesaid stipulations, their claim for reserved status under EWS shall not be entertained and the candidature of such candidates, if fulfilling all the eligibility conditions for General (UR) category, shall be considered under General (UR) vacancies only.

3.4. State Reservation Policy

- a) Reservation policy in terms of percentage of quota for SC/ST/OBC and other groups like PwD, EWS etc in State specific direct recruitment of teaching staff of EMRSs shall be followed as per State reservation roster.
- b) The State EMRS Society shall be responsible for final selection, implementation of reservation roster and posting of teachers.

3.5. Details of State-wise Vacancies as per State Reservation Roster

The State-wise Vacancies as per the Reservation Roster is given at **Appendix – IV**.

3.6. Domicile Certificate

The recruitment of the teachers shall be State-specific, where the schools are located; and shall be open to the eligible candidates having domicile certificate issued by competent authority of the concerned State.

3.7. Provision for Persons with Disability (PwD) Candidates

Designation	Categories of Disabled suitable for jobs	Physical Requirement
Principal	OL, OA, BL, B, LV, HH	ST, BN, H, RW, SE
Vice Principal	OL, OA, BL, B, LV, HH	MF, H, RW, SE

PGT	OA, OAL, OL, BL, B, LV	S, ST, W, BN, RW, SE, H, C
TGT	OA, OL, B, LV, HH	S, RW, W, ST, BN, MF

ABBREVIATIONS USED: S=Sitting, ST=Standing, W=Walking, BN=Bending, L=Lifting, KC=Kneeling & Crouching, PP=Pulling & Pushing, JU=Jumping, CRL=Crawling, CL=Climbing, MF=Manipulation with Fingers, RW=Reading & Writing, SE=Seeing, H=Hearing, C=Communication, OA=One Arm, OL=One Leg, BA=Both Arms, BL=Both Leg, OAL=One Arm and One Leg, BLOA= Both Legs & One Arm, BLA=Both Legs & Arms, MW=Muscular Weakness, CP= Cerebral Palsy, LC=Leprosy Cured, LV=Low Vision, B=Blind, HH=Hearing Handicapped

As per Section 2(t) of the RPwD Act, “**Persons with Disability (PwD)**” means a person with long term physical, mental, intellectual, or sensory impairment which, in interaction with barriers, hinders his full and effective participation in society equally with others.

According to Section 2(r) of the RPwD Act, 2016, “**persons with benchmark disabilities**” means a person with not less than forty percent (40%) of a specified disability where specified disability has not been defined in measurable terms and includes a person with disability where specified disability has been defined in measurable terms, as certified by the certifying authority.

The “specified disabilities”, which are included in the Schedule of the RPwD Act, are as follows:

S.No.	Category	Type of Disability	Specified Disability
1.	Physical Disability	Locomotor Disability*	a. Leprosy cured person, b. cerebral palsy, c. dwarfism, d. muscular dystrophy, e. acid attack victims.
		Visual Impairment*	a. blindness, b. low vision
		Hearing Impairment*	a. deaf, b. hard of hearing
		Speech and language Disability	Permanent disability arising out of conditions such as laryngectomy or aphasia affecting one or more components of speech and language due to organic or neurological causes.
2.	Intellectual Disability		a. specific learning Disability (Perceptual Disabilities, Dyslexia, Dyscalculia, Dyspraxia & Development Aphasia) b. autism spectrum disorder
3.	Mental Behaviour		a. Mental illness
4.	Disability caused due to	i. Chronic Neurological Conditions	a. multiple sclerosis b. Parkinsonism
		ii. Blood disorder	a. Haemophilia, b. Thalassemia, c. Sickle cell disease
5.	Multiple Disabilities		More than one of the above specified disabilities including deaf blindness

3.8. Facilities for PwD candidates to appear in the exam

As per the guidelines issued by the Department of Empowerment of Persons with Disabilities (Divyangjan) under Ministry of Social Justice & Empowerment issued from time to time on the

subject: "Written Examination for Persons with Benchmark Disabilities", A candidate with one of the benchmark disabilities [as defined in Section 2(r) of RPwD Act, 2016], holding a Disability Certificate in the format prescribed in **Appendix-II**, is entitled to the following facilities:

- i. The *facility of Scribe*, in case he/she has a physical limitation and a scribe is essential to write the examination on his/her behalf, being so certified in the aforesaid format by a CMO/Civil Surgeon/ Medical Superintendent of a Govt. Health Care Institution. However, as a measure of caution and due to the prevailing circumstances of COVID -19 Pandemic, such candidate is required **to bring his/her own Scribe** alongwith an undertaking in the format given at **Appendix-III**.
- ii. *Compensatory time of one hour* for examination of three hours duration, whether such candidate uses the facility of Scribe or not.

The NTA does not guarantee any change in the category or sub-category (PwD status) after the submission of the Online Application Form, and in any case, no change will be entertained by NTA after the declaration of Results in ETSSE 2021. The category/sub-category (PwD status) entered in the ETSSE-2021 Database by the candidate will be used for the Selection process. Therefore, the candidates are advised to fill in the category / sub-category column very carefully.

CHAPTER 4 : FEE DETAILS

4.1. Fee Payment

- (i) The candidates have to pay application fee online **through the prescribed link at online application portal**. The application fee payable is as shared below.

	Designation	Fee
Fee Payable by Candidate	Principal & Vice Principal	Rs. 2000/-
	PGT & TGT	Rs. 1500/-

- (ii) The fee can be submitted only online through Net Banking, Credit Card, Debit Card, UPI or Paytm Services. Processing charges and GST as applicable are chargeable to the candidate (in addition to the examination fee) by the concerned Bank/Payment Gateway Integrator. For details / procedure, please see **Appendix-V**.
- (iii) Candidates can apply for **ETSSE 2021 through "Online" mode only**. The Application Form **in any other mode will not be accepted**.
- (iv) In case a candidate deposits the fee in any wrong account or through any other mode, NESTS/NTA will not be responsible for non-receipt of application fee. *Fee once paid will not be refunded under any circumstances*. Candidates are therefore advised to verify their eligibility conditions before applying.
- (v) A candidate may apply for more than one post if he/she is eligible and desires to do so. In such cases, the candidate will have to pay the requisite Fee separately for each post as applicable.

4.2. Fee Relaxation

No fee is required to be paid by **candidates belonging to SC/ST/PWD categories**, hence the steps for payment of fees will not be applicable to them in online application form.

CHAPTER 5: SUBMISSION OF APPLICATION FORM AND TEST PRACTICE CENTRES

5.1. General Instructions for filling up of Application

- Candidates can apply for **ETSSE 2021 through “Online” mode only**. The Application Form **in any other mode will not be accepted**.
- Submission of Application Form could be made by the candidate online through NTA website: <https://recruitment.nta.nic.in/WebinfoEMRSRecruitment>.
- Candidates shall ensure that the information entered by them in their respective online Application Form are correct.
- Information provided by the candidates in their respective online Application Forms, like, name of candidate, contact/ address details, category, PwD status, educational qualification details, date of birth, choice of exam cities, etc. will be treated as final. Any request for change in such particulars after the closure of correction period will not be considered by NTA under any circumstances. Corrections sent by the candidate through Post/ Fax/WhatsApp/Email/by Hand will not be entertained by NTA.
- In case it is found at any time in future that the Candidate has used / uploaded the photograph, signature and certificate(s) of someone else in his/ her Application Form / Admit Card or he/she has tampered his/her Admit Card, these acts of the candidate shall be treated as Unfair Means (UFM) Practices on his/her part and he/she shall be proceeded with the actions as contemplated under the provisions of the Information Bulletin relating to Unfair Means Practices
- NTA does not edit /modify/alter any information entered by the candidates after completion of application process under any circumstances. Any request for change in information thereafter will not be entertained. Therefore, candidates are advised to exercise utmost caution before filling up correct details in the Application Form.
- *NTA disclaims any liability that may arise to a candidate(s) due to incorrect information provided by him/her in his/her online Application Form.*
- Candidates must ensure that their email address and mobile number to be registered in their online Application Form are their own, as relevant/important information/ communication will be sent by NTA through e-mail on the registered e-mail address and / or through SMS on registered mobile number only. NTA shall not be responsible for any non-communication / mis-communication with a candidate in the email address or mobile number given by him/her other than his/her own.
- Candidates are advised to visit the NTA Website and check their e-mails regularly for latest updates.

Brief Advisory regarding COVID-19 Pandemic:

Candidates are advised to carry only the following with them into the examination venue:

- a) Admit card along with Self Declaration (Undertaking) downloaded from the NTA Website (a clear printout on A4 size paper) duly filled in.
- b) A simple transparent Ball Point Pen.
- c) Additional photograph, to be pasted on attendance sheet
- d) Personal hand sanitizer (50 ml).
- e) Personal transparent water bottle.
- f) Sugar tablets/fruits (like banana/apple/orange) in case the candidate is diabetic.

5.2. Steps to complete online application form

- **Instructions for filling Online Application Form:**
 - Download Information Bulletin along with Replica of Application Form. Read these carefully to ensure your eligibility.
 - **Follow the steps given below to Apply Online:**
 - Step-1: Apply for Online Registration using *own Email Id and Mobile No.*
 - Step-2: Fill in the Online Application Form and note down the system generated Application Number.
 - Step-3: Upload scanned images of: (i) the recent photograph (file size 10Kb – 200Kb) should be either in colour or black & white with 80% face (without mask) visible including ears against white background in jpg/jpeg format; (ii) candidate’s signature (file size: 4kb - 30kb) in jpg/jpeg format; (iii) domicile certificate (file size: 50kb to 300kb); (iv)

category certificate (SC/ST/OBC/EWS etc.)(file size: 50kb to 300KB), (v) PwD certificate (file size: 50kb to 300kb).

Step-4: Pay fee using SBI/Canara Bank/HDFC Bank/ICICI Bank/Paytm Payment Gateway through Debit Card/Credit Card / Net Banking/UPI and keep proof of fee paid.

- Download, save and print a copy of Confirmation Page of the Application Form (which would be downloadable only after successful remittance of fee) for future reference.
- All the 4 Steps can be done together or at separate timings. The submission of Application of a candidate could be considered as successful and his/her candidature would be confirmed only on the successful transaction/receipt of the prescribed application fee from him/her.

Note:

- (i) *The final submission of Online Application Form will remain incomplete if Step-3 and step-4 are not complete. Such forms will stand rejected and no correspondence on this account will be entertained.*
- (ii) *The entire application process for **ETSSE 2021 is online**, including uploading of scanned images, payment of fees, and printing of Confirmation Page, Admit Card, etc. **Therefore, candidates are not required to send/submit any document(s) including Confirmation Page to NTA through Post/ Fax/WhatsApp/Email/by Hand.***
- (iii) *Usage of Data and Information: NTA/Government of India can use the data provided by the End Users (test taker in this case) for internal purpose(s) including training, research and development, analysis and other permissible purpose(s). However, this information is not for use by any third party or private agency for any other use.*

5.3. Replica of Application Form

Replica of Online Application Form at **Appendix-VI**.

5.4. Procedure for appearing in CBT

The major examinations being conducted are Computer Based Test (CBT). A CBT requires candidates to sit in front of a computer terminal (node) allocated to them against their Roll number and Admit card. After logging the candidate will get detailed instructions for the examination. At the designated time of start of examination, the candidates will be able to proceed and see the questions on the computer screen using the computer mouse. Candidates will have the option to change / modify/ edit / answers already entered any time during the examination.

A computer terminal (node) indicating Roll Number will be allocated to each candidate. Candidates should find and sit on their allocated computers only. Any candidate found to have changed room/hall or the computer on their own other than the one allotted would lead to cancellation of candidature and no plea in this regard would be entertained.

For login, the candidate will have to enter login-ID and password. The computer terminal allotted to the candidate will display WELCOME login screen, Candidate's photograph and Question Paper for the post, as opted by the candidate.

(Sample/mock test will be available on NTA website: www.nta.ac.in for hands on practice)

The Computer Based Test (CBT) Guidelines are at Appendix- VII.

5.5. Test Practice Centres (TPC)

The Ministry of Education has mandated the NTA to set up, establish and create a network of Test Practice Centres for candidates, especially in remote and rural areas to enable them to practice and be comfortable in taking a Computer Based Test (CBT). This facility is completely free of cost. Candidates can

register online (on NTA website) where they are provided a convenient TPC near their location to practice on a given computer node. This facilitates the process of being able to take a Computer Based Test (CBT).

The entire experience of using a computer is close to the actual experience of taking a CBT. All efforts are made to provide practice tests and questions so that candidates can familiarize themselves with logging into the system, go through the detailed instructions regarding the test, use the mouse or numeric keyboard on screen (virtual) for attempting each question, scroll down to the next question, navigate between questions, review and edit their options and submit answers. (**refer to Appendix- VIII for details**).

Chapter 6. Unfair Means Practices and Breach of Examination Rules

6.1. Definition of Unfair Means Practices

Unfair Means practice is an activity that allows a candidate to gain an unfair advantage over other candidates. It includes, but is not limited to:

- a) Being in possession of any item or article which has been prohibited or can be used for unfair practices including any stationery item, communication device, accessories, eatable items, ornaments or any other material or information relevant or not relevant to the examination in the paper concerned;
- b) Using someone to write examination (impersonation) or preparing material for copying;
- c) Breaching examination rules or any direction issued by NTA/NESTS in connection with ETSSE 2021 examination from time to time;
- d) Assisting other candidate to engage in malpractices, giving or receiving assistance directly or indirectly of any kind or attempting to do so;
- e) Contacting or communicating or trying to do so with any person, other than the Examination Staff, during the examination time in the Examination Centre;
- f) Threatening any of the officials connected with the conduct of the examination or threatening any of the candidates;
- g) Using or attempting to use any other undesirable method or means in connection with the examination;
- h) Manipulation and fabrication of online documents viz. Admit Card, Self-Declaration, etc.;
- i) Forceful entry /exit from Examination Centre/Hall;
- j) Use or attempted use of any electronic device after entering the Examination Centre;
- k) Affixing/uploading of wrong/morphed photographs/signatures on the Application Form/Admit Card/Proforma;
- l) Creating obstacles in smooth and fair conduct of examination.
- m) Any other malpractices declared as Unfair Means by the NTA.

6.2. Punishment for using Unfairmeans practices

During the course of, before or after the examination if a candidate indulges in any of the above or similar practices, he/she shall be deemed to have used unfair practices and booked under UNFAIRMEANS (U.F.M.) case. **The candidate shall also be liable for criminal action and /or any other action as deemed fit.**

6.3. Cancellation of Result

The result of ETSSE 2021 of the candidate(s) who indulge in Unfair means Practices will be cancelled and will not be declared. Similarly, the result of those candidates who appear from the Centre other than the one allotted to them or allow another candidate/person to write the exam on his behalf will be cancelled.

CHAPTER 7 - POST CBT ACTIVITIES

7.1. Display of Candidate's responses on website

The NTA will display the Recorded Responses and Question Paper attempted by the individual on the NTA website <https://recruitment.nta.nic.in/WebinfoEMRSRecruitment> prior to declaration of Result. The Recorded Responses are likely to be displayed for two to three days.

7.2. Display of Answer Key for challenge

1. The NTA will display Provisional Answer Key of the questions on the NTA website: <https://recruitment.nta.nic.in/WebinfoEMRSRecruitment>, with a Public Notice issued to this effect on the said website, to provide an opportunity to the candidates to challenge the Provisional Answer Keys with a non-refundable online payment of Rs. 200/- per question challenged as processing charges. The provisional Answer Keys are likely to be displayed for two to three days.
2. Only paid challenges made during stipulated time through key challenge link will be considered. Challenges without justification/evidence and those filed on any other medium other than the prescribed link will not be considered.
3. The subject experts will examine all the challenges received and then a final answer key will be displayed and declared.
4. The NTA's decision on the challenges shall be final and no further communication will be entertained. **NTA will not inform the Candidates individually about their challenges.**
5. The result will be compiled on the basis of the final answer key declared. No grievance with regard to answer key(s) after declaration of result of ETSSE 2021 will be entertained.
6. Evaluation of multiple choice questions will be carried out using Final Answer Keys and the raw (actual) marks obtained by a candidate will be considered further for computation of the result of ETSSE 2021.
7. Raw marks obtained by the candidates in different shifts (if applicable) will be converted to NTA Score through Normalisation Procedure, as provided in the **Appendix-IX**. The detailed procedure for compilation of NTA Score is available on NTA's website.

7.3. Declaration of Result

The State-wise, post-wise, category-wise list of shortlisted candidates based on CBT- ETSSE 2021 will be displayed on the NTA website: <https://recruitment.nta.nic.in/WebinfoEMRSRecruitment>.

Note :

- No separate intimation will be made to candidates who fail to qualify in this examination. No queries in this regard, whatsoever, will be entertained from such candidates.
- The candidates are advised to be vigilant about the announcements on the NTA websites as the NTA would not be responsible for non-receipt of any information.
- In the event of tie/candidates getting equal marks in the CBT, relative merit will be determined as per Clause 8.1.
- Category-wise final merit list for final selection list shall be prepared based on the reservation category information given by the candidate in Online Application Form.

The National Testing Agency (NTA) is an examination conducting body and therefore, the role of NTA is limited to the invitation of Online Application Forms, Conduct of the examination and declaration of list of shortlisted candidates in CBT of ETSSE 2021.

7.4. Re-Evaluation/Re-Checking of result

There shall be no re-evaluation/re-checking of result. No correspondence in this regard shall be entertained.

CHAPTER 8: FINAL TEACHING STAFF SELECTION PROCEDURE

8.1. Tie-Breaking Criteria

The tie breaking criteria applicable at different levels of exams is as under-

Post	Tie breaking Criteria (Scores) for CBT to be conducted by NTA	
	First Criteria	Second Criteria
TGT	Teaching Aptitude	Analytical Ability
PGT	Teaching Aptitude	Analytical Ability
Vice-Principal	Academic	Administration & Finance
Principal	Administration & Finance	Logical Reasoning

Post	Tie breaking Criteria (Scores) for Final Selection List (by NESTS/ MoTA)	
	First Criteria	Second Criteria
PGT	Age (Preference to senior in age)	Gender (Preference to Female candidates)
Vice-Principal	Age (Preference to senior in age)	Gender (Preference to Female candidates)
Principal	Age (Preference to senior in age)	Gender (Preference to Female candidates)

8.2. Generation of CBT Merit List: State-wise, Post-wise and Category-wise

On the basis of computer-based test marks, NTA will prepare the merit list: **State-wise, Post-wise and Category-wise** and will submit the same to NESTS, Ministry of Tribal Affairs (MoTA). NESTS, Ministry of Tribal Affairs (MoTA) will share the list of shortlisted candidates with the concerned States/UTs EMRS Society.

8.3. Instructions for Interview and Document Verification

- i. The candidates shortlisted for the post of Principal, Vice Principal and PGT, based on CBT-ETSSE 2021 performance will be called for interviews at the State-level. However, considering the performance in both CBT and interview, the final selection list of the candidates will be prepared and shared on the website of NTA.
- ii. However, for TGTs final selection list will be prepared on the basis of CBT-ETSSE 2021 performance and verification of documents and the same will be displayed on the website of NTA.
- iii. Offer of appointment letter to the selected candidates (for all posts) shall be given by the State/UTs EMRS Society on behalf of NESTS. It will be subject to fulfillment of all eligibility criteria, conditions and verification of documents.
- iv. The interview scheduler of the States/UTs shall be uploaded on the website of NTA in due course. Candidates are required to check the website regularly.
- v. Based on the merit list, candidates in 1:2 ratio shall be called for the interview (except for TGTs) at the State level.

CHAPTER 9 - CENTRE/CITIES FOR EXAM

9.1. Exam Cities

- The Cities where the ETSSE 2021 will be conducted are given in **Appendix-X**. While applying, candidates have to select any four cities of their choice. The efforts will be made to allot the city of examination to the candidates in order of choice opted by them in their online Application Form.
- The decision of the NTA regarding the allotment of the Centre shall be final. No further correspondence or request shall be entertained in such a case.

Note: However, due to administrative/logistic reasons i.e. based on number of candidates and availability of the center, a different city may be allotted.

9.2. Query Redressal System (QRS)

National Testing Agency (NTA) has established a Query Redressal System (QRS), an online web-enabled system developed by NTA. QRS is the platform based on web technology that primarily aims to enable submission of queries/grievances by the Registered Candidate(s) of ETSSE 2021 Examination with (24x7) facility for speedy and favorable redressal of the queries/grievances. A Unique Registration Number will be generated for tracking the status of the queries/grievances.

The Registered Candidate(s) are advised to use the online facility for the speedy response.

9.3. Correspondence with NTA

All the correspondence should preferably be addressed by e-mail to emrs@nta.ac.in. The email query shall be addressed only if it is not anonymous and contains the name, postal address and contact number of the sender. An email containing vague or general queries and other queries as contained in the Information Bulletin shall not be entertained. Queries shall not be entertained from person claiming to be representatives, associates or officiates of the applicant candidate. The following information shall not be revealed by phone or email:

- a. Internal documentation/status.
- b. Internal decision-making process of NTA. Any claim/counter claim thereof.
- c. Dates and venue of internal meetings or name of the staff/officers dealing with it.
- d. Any information which cannot be revealed in the opinion of NTA.

9.4. Weeding Out Rules

The record of ETSSE 2021 would be preserved upto 90 days from the date of declaration of Result.

9.5. Legal Jurisdiction

All disputes pertaining to the conduct of EMRS Teaching Staff Selection Exam 2021 shall fall within the jurisdiction of Delhi only.

SYLLABUS OF THE EXAMINATION**1. PRINCIPAL & VICE-PRINCIPAL:****PART III: ACADEMIC****1. Child Development and Pedagogy**

- **Dimensions of Development**
 - Growth & Development: - Concept, Principal, Factors, & Stages.
 - Characteristics of stages of development with special reference to Childhood and Adolescence.
 - Adolescence: Understanding their needs and problems in Indian context.
 - Parenting styles: Concept and its impact on Child development.
 - Personality: meaning, nature and assessment.
- **Theories of Child Development**
 - Theory of Cognitive Development by Piaget: Concept, Stages and Implications with special reference to Indian Context.
 - Theory of Social & Emotional Development by Erickson: Concept, Stages and Implications with special reference to India Context.
 - Kohlberg theory of Moral Development: Concept, Stages and Implications with special reference to India Context.
- **Learner as a Developing Individual**
 - Intelligence: Meaning, nature and theories of intelligence (two factor theory and Thurston's group factor theory, Measurement of intelligence and application of intelligence tests.
 - Creativity: Concept; relationship with intelligence; techniques for fostering creativity.
 - Mental Processes of Learning: Thinking Concept Types of Thinking – Divergent, Convergent, Critical, Reflective & Lateral Thinking.
 - Memory – Concept, Types & Strategies to develop Memory; Forgetting – Nature, Causes, Factors & Strategies to minimize Forgetting.
- **Learning in socio Cultural Perspective**
 - Agencies of Socialization: Family, School, Community and their role in Child Development.
 - Social & Cultural Change as factors influencing Child Development.
 - Impact of Marginalization and Stereotyping on Child Development with special reference to Gender, Social Class & Poverty.
 - Role of media in constructing & deconstructing perceptions & ways of dealing with above issues.

2. Perspectives in Education and School Organization

- Acts/ Rights: Right of Children to free and Compulsory Education Act, 2009 and Child Rights, POCSO Act, Protection of Children against Corporal Punishment in Schools and Institutions.
- **NEP 2020:**
 - Early Childhood Care and Education: The Foundation of Learning.
 - Foundational Literacy and Numeracy: An Urgent & Necessary Prerequisite to Learning.
 - Curtailing Dropout Rates and Ensuring Universal Access to Education at All Levels.
 - Curriculum and Pedagogy in Schools: Learning Should be Holistic, Integrated, Enjoyable, and Engaging.

- Teachers & Teacher Education.
 - Equitable & Inclusive Education: Learning for all.
 - Efficient Resourcing and Effective Governance through School Complexes/ Clusters.
 - Standard Setting and Accreditation for School Education.
 - Re-imagining Vocational education.
 - Promotion of Indian Languages, Art & Culture.
 - Online & Digital Education: Ensuring equitable use of Technology.
- **School Organization:**
 - Curriculum: Meaning, Principles, types of curriculum organization, approaches.
 - Institutional Planning: Instructional Plan- Year Plan, Unit Plan, Lesson Plan.
 - Instructional material and resources: Text Books, Work books, Supplementary material AV aids, Laboratories, Library, Clubs- Museums, Community, Information and Communication Technology.
 - Evaluation: Types, tools, Characteristics of a good test, Continuous and Comprehensive Evaluation, Analysis and Interpretation of Scholastic Achievement Test.
 - **Rights & duties of Principal / Vice- Principal in residential schools:**
 - Right & duties of Principal / Vice- Principal with reference to different stake holders.
 - Development and maintenance of facilities & assets.
 - Role of Principal / Vice- Principal in promoting excellence in academics & co-curricular activities.
 - Promotion of ethics and values in academic institutions.

3. Teaching – Learning

- **Understanding Learning**
 - Learning: Concept, Nature, types of learning & Factors influencing learning.
 - Learning strategies: Co-operative learning & Collaborative learning, peer-tutoring, group learning.
 - Role of Teacher & School in relation to learning strategies.
 - Individual Differences: Concept, Types, Causes & Educational implications.
- **Learning Paradigm**
 - Theories of Learning:
 - Connectionism theory (Trial & Error: Thorndike), concept, laws of learning & Educational Implications.
 - Conditioning theories: Classical conditioning (Pavlov) & Operant Conditioning (Skinner): Concept, characteristics and Educational Implications.
 - Social-constructivist theory (Vygostky & Bandura): Concept, Nature and Educational implications.
- **Understanding Teaching**
 - Teaching: Concept, characteristic, features and levels of teaching.
 - Related concepts of Teaching (Training, conditioning, instruction & indoctrination)
 - Variables in the Teaching Process: The Learning task (Instructional Objectives), Learning Behaviour (Entry behaviours & Learner's characteristics) Teacher Behaviour: (Competence, Personality, Teaching Style).

○ Social-constructivist approach in teaching (Applications of Bruner, Ausubel & Vygotsky's ideas in teaching).

- **Phase & Models of Teaching**

- Phase of Teaching: Pre-active, Interactive and Post-active.

- Models of Teaching: Meaning, Need & Elements, Basic Teaching Model (Glaser), Concept Attainment Model (Bruner).

- Teaching Strategies: Brain-Storming, Simulation, Role-playing, Gaming, Remedial teaching & Enrichment Programme.

PART IV- ADMINISTRATION & FINANCE:

- (i) CCS (CCA) Rules
- (ii) CCS (Conduct) Rules
- (iii) Fundamental & Supplementary Rules.
- (iv) Travelling Allowance Rules.
- (v) Leave Travel Concession Rules.
- (vi) Medical Attendance Rules.
- (vii) Pension Rules & New Pension Scheme.
- (viii) General Financial Rules- Purchase procedure.
- (ix) Income Tax & Service Tax.

2. PGT & TGT :

PART III: TEACHING APTITUDE / PEDAGOGY

- **Knowledge of NEP 2020.**

- **Pedagogical Concerns**

- Curriculum: Meaning, Principles, types of curriculum organization, approaches.

- Planning: Instructional Plan- Year Plan, Unit Plan, Lesson Plan

- Instructional Material and Resources: Text Books, Workbooks, Supplementary material AV aids, Laboratories, Library, Clubs-Museums-Community, Information and Communication Technology.

- Evaluation: Types, tools, Characteristics of a good test, Continuous and Comprehensive Evaluation, Analysis and interpretation of Scholastic Achievement Test.

- **Inclusive Education**

- Understanding diversities: concept types (disability as a dimension of diversity)

- Disability as a social construct, classification of disability and its educational implications.

- Philosophy of inclusion with special reference to children with disability.

- Process of Inclusion: concern issues across disabilities.

- Constitutional Provisions

- School readiness (infrastructural including technological, pedagogical & attitudinal) for addressing the diverse needs of children with disabilities and role of teacher.

- **Communication & interaction**

- Communication: Concepts, Elements, Process.
- Types of Communication, Communication & language.
- Communication in the classroom, barriers in communication.

PART IV: SUBJECT KNOWLEDGE

PGT: Class XII CBSE Unrevised Syllabus 2020-21 with difficulty level up to Graduation Level.

TGT: Class X CBSE Unrevised syllabus 2020-21 with difficulty level up to XII.

Certificate regarding physical limitation to write in an examination

Certificate No. _____

Dated _____

Affix Passport size
Photograph of the
candidate (same as
uploaded on the
Online Application
Form) duly attested by
the issuing authority

This is to certify that Mr./Ms. _____

Aged _____ Years, Son/Daughter of Mr./Mrs. _____

R/o _____

,with ETSSE 2021 Application No. _____ and ETSSE 2021 Roll No. _____

_____ ,has the following Disability (name of the Specified Disability)

_____ in (percentage) of _____ (in words)

_____ (in Figures).

• Please tick on the "Specified Disability"

(Assessment may be done on the basis of Gazette of India. Extraordinary, Part-II, Section 3 Sub-section (ii), Ministry of Social Justice and Empowerment)

S/No.	Disability Type	Type of Disability	Specified Disability
1.	Physical Disability	Locomotor Disability*	a. Leprosy cured person, b. cerebral palsy, c. dwarfism, d. muscular dystrophy, e. acid attack victims.
		Visual Impairment*	a. blindness, b. low vision
		Hearing Impairment*	a. deaf, b. hard of hearing
		Speech & Language Disability	Permanent disability arising out of conditions such as laryngectomy or aphasia affecting one or more components of speech and language due to organic or neurological causes.
2.	Intellectual Disability		a. specific learning disability (perceptual disabilities, dyslexia, dyscalculia, dyspraxia & development aphasia) b. autism spectrum disorder
3.	Mental Behaviour		a. mental illness
4.	Disability caused due to	i. Chronic Neurological Conditions	a. multiple sclerosis b. parkinsonism
		ii. Blood disorder	a. haemophilia, b. thalassemia, c. sickle cell disease
5.	Multiple Disabilities		More than one of the above specified disabilities including deaf blindness

This is to further certify that he/she has physical limitation which hampers his/her writing capabilities to write the examination owing to his/her disability.

Signature _____

Name: _____

Chief Medical Officer/ Civil Surgeon/ Medical Superintendent

Letter of Undertaking for Using Own Scribe

I _____, a candidate with _____ (name of the disability) appearing for the _____(name of the examination) bearing Application No. _____ at _____(name of the centre)in the District _____, _____(name of the State).

I do hereby state that _____(name of the scribe) will provide the service of scribe/reader/lab assistant for the undersigned for taking the aforesaid examination.

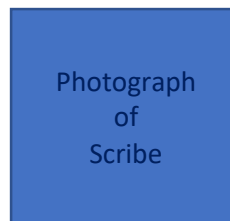
I do hereby undertake that his qualification is _____.

I further certify that the scribe whose photograph and particulars are mentioned below, is not COVID-19 + and a certificate to this effect from Competent Authority is enclosed to this letter.

(Signature of the candidate with disability)

Place:

Date:



(Self-Attested Photograph)

Name of Scribe	ID of the Scribe	ID Number

State-wise list of Vacancies as per the Reservation Roster

STATE-WISE VACANCIES UNDER DIFFERENT POSTS

SL No.	State	Principal	Vice Principal	Post Graduate Teacher	Trained Graduate Teacher	Total Vacant Position
1	Andhra Pradesh	14	6	0	97	117
2	Chhattisgarh	37	19	135	323	514
3	Gujarat	17	2	24	118	161
4	Himachal Pradesh	1	0	6	1	8
5	Jharkhand	8	8	132	60	208
6	Jammu & Kashmir	2	0	0	12	14
7	Madhya Pradesh	32	32	625	590	1279
8	Maharashtra	16	8	28	164	216
9	Manipur	0	2	8	30	40
10	Mizoram	0	3	2	5	10
11	Odisha	15	11	12	106	144
12	Rajasthan	16	11	102	187	316
13	Sikkim	2	2	17	23	44
14	Telangana	11	6	77	168	262
15	Tripura	1	3	36	18	58
16	Uttarakhand	1	1	3	4	9
Total		173	114	1207	1906	3400

ANDHRA PRADESH POST/ CATEGORY-WISE VACANCIES

SL. No	Name of the Post With Subject	Vacant Positions	Category - Wise Vacant Positions							Reservation for Women (Out of total Vacancy Breakup in Column D)					
			U R	SC	S T	OBC	E W S	Ex Service	PH VH	U R	S C	S T	O BC	E W S	PHVH
A	B	C	D							E					
1	Principal	14	6	2	1	3	0	1	1	2	1	1	2	0	1
2	Vice - Principal	6	3	1	0	1	0	0	1	1	1	0	1	0	1
3	Trained Graduate Teacher														
	I ENGLISH	20	8	3	1	6	0	1	1	3	1	1	4	0	1

	II	HINDI	16	7	3	1	3	0	1	1	2	1	1	2	0	1
	III	MATHS	21	9	3	1	6	0	1	1	3	1	1	4	0	1
	IV	SCIENCE	20	8	3	1	6	0	1	1	3	1	1	4	0	1
	V	SOCIAL STUDIES	20	8	3	1	6	0	1	1	3	1	1	4	0	1
Total			117	49	18	6	31	0	6	7	17	7	6	21	0	7

CHHATTISGARH POST/ CATEGORY-WISE VACANCIES

SL. No.	Name of the Post with Subject		Vacant Positions	Category - Wise Vacant Positions							Reservation for Women (Out of total Vacancy Breakup in Column D)				
				UR	SC	ST	OBC	EWS	Ex. Army	Differently Abled	U R	S C	S T	O B C	E W S
A	B		C	D							E				
1	Principal		37	9	4	12	5	0	4	3	3	2	4	2	0
2	Vice Principal		19	5	2	6	3	0	2	1	2	1	2	1	0
3	Post Graduate Teacher														
	I	ENGLISH	19	5	2	6	3	0	2	1	2	1	2	1	0
	II	HINDI	19	5	2	6	3	0	2	1	2	1	2	1	0
	III	PHYSICS	21	5	3	7	3	0	2	1	2	1	2	1	0
	IV	CHEMISTRY	16	4	2	5	2	0	2	1	1	1	2	1	0
	V	MATHS	16	4	2	5	2	0	2	1	1	1	2	1	0
	VI	BIOLOGY	16	4	2	5	2	0	2	1	1	1	2	1	0
	VII	IT	28	7	3	9	4	0	3	2	2	1	3	2	0
4	Trained Graduate Teacher														
	I	ENGLISH	67	17	8	21	9	0	7	5	6	3	7	4	0
	II	HINDI	63	16	8	20	9	0	6	4	6	3	7	3	0
	III	MATHS	63	16	8	20	9	0	6	4	6	3	7	3	0
	IV	SCIENCE	63	16	8	20	9	0	6	4	6	3	7	3	0
	V	SOCIAL STUDIES	67	17	8	21	9	0	7	5	6	3	7	4	0
Total			514	130	62	163	72	0	53	34	46	25	56	28	0

GUJARAT POST/ CATEGORY-WISE VACANCIES

SL. No.	Name of the Post with Subject		Vacant Positions	Category - Wise Vacant Positions					Reservation for Women (Out of total Vacancy Breakup in Column D)				
				UR	SC	ST	OBC	EWS	UR	SC	ST	OBC	EWS
A	B		C	D					E				
1	Principal		17	8	1	2	4	2	2	0	1	1	1

2	Vice Principal		2	1	0	0	1	0	0	0	0	0	0
3	Post Graduate Teacher												
	I	ENGLISH	4	2	0	1	1	0	1	0	1	0	0
	II	PHYSICS	4	2	0	1	1	0	1	0	0	1	0
	III	CHEMISTRY	4	2	0	1	1	0	1	0	1	0	0
	IV	MATHS	4	2	0	1	1	0	1	0	0	1	0
	V	ECONOMICS	2	1	0	0	1	0	0	0	0	0	0
	VI	BIOLOGY	4	2	0	1	1	0	1	0	1	0	0
	VII	COMMERCE	2	1	0	0	1	0	0	0	0	1	0
4	Trained Graduate Teacher												
	I	ENGLISH	24	9	2	4	7	2	3	1	1	2	1
	II	HINDI	23	9	2	4	6	2	3	0	1	2	1
	III	MATHS	24	9	2	4	7	2	3	1	1	2	1
	IV	SCIENCE	24	9	2	4	7	2	3	1	1	2	1
	V	SOCIAL STUDIES	23	9	2	4	6	2	3	0	1	2	1
		Total	161	66	11	27	45	12	22	3	9	14	6

HIMACHAL PRADESH POST/ CATEGORY-WISE VACANCIES

SL. No.	Name of the Post with Subject		Vacant Positions	Category - Wise Vacant Positions				
				UR	SC	ST	OBC	EWS
A	B		C	D				
1	Principal		1	1	0	0	0	0
2	Post Graduate Teacher							
	I	HINDI	1	1	0	0	0	0
	II	MATHS	1	1	0	0	0	0
	III	ECONOMICS	1	1	0	0	0	0
	IV	BIOLOGY	1	1	0	0	0	0
	V	HISTORY	1	1	0	0	0	0
	VI	IT	1	1	0	0	0	0
3	Trained Graduate Teacher							
	I	MATHS	1	1	0	0	0	0
	Total		8	8	0	0	0	0

JHARKHAND POST/ CATEGORY-WISE VACANCIES

SL. No.	Name of the Post with Subject		Vacant Positions	Category - Wise Vacant Positions					
				U R	SC	ST	अत्यंत पिछड़ा वर्ग	BC	EWS
A	B		C	D					
1	Principal		8	3	1	2	1	0	1
2	Vice Principal		8	3	1	2	1	0	1
3	Post Graduate Teacher								
	I	ENGLISH	12	5	1	3	1	1	1
	II	HINDI	12	5	1	3	1	1	1
	III	PHYSICS	12	5	1	3	1	1	1
	IV	CHEMISTRY	12	5	1	3	1	1	1
	V	MATHS	12	5	1	3	1	1	1
	VI	ECONOMICS	12	5	1	3	1	1	1
	VII	BIOLOGY	12	5	1	3	1	1	1
	VIII	HISTORY	12	5	1	3	1	1	1
	IX	GEOGRAPHY	12	5	1	3	1	1	1
	X	COMMERCE	12	5	1	3	1	1	1
	XI	IT	12	5	1	3	1	1	1
4	Trained Graduate Teacher								
	I	ENGLISH	12	5	1	3	1	1	1
	II	HINDI	12	5	1	3	1	1	1
	III	MATHS	12	5	1	3	1	1	1
	IV	SCIENCE	12	5	1	3	1	1	1
	V	SOCIAL STUDIES	12	5	1	3	1	1	1
Total			208	86	18	52	18	16	18

JAMMU & KASHMIR POST/ CATEGORY-WISE VACANCIES

SL. No.	Name of the Post with Subject		Vacant Positions	Category - Wise Vacant Positions					
				UR	SC	ST	OBC	EWS	RBA
A	B		C	D					
1	Principal		2	1	0	0	0	0	1
2	Trained Graduate Teacher								
	I	ENGLISH	4	2	1	0	0	0	1
	II	HINDI	4	2	1	0	0	0	1
	III	MATHS	4	2	1	0	0	0	1
Total			14	7	3	0	0	0	4

Note: Residents of Backward Areas.

MADHYA PRADESH POST/ CATEGORY-WISE VACANCIES

S L · N o ·	Name of the Post with Subject	Va ca nt Po si ti o n s	Category - Wise Vacant Positions					ओपन रिक्तियां					रिक्तियों में से मध्यप्रदेश की मूल निवासी महिला अभ्यर्थियों हेतु आरक्षित पदों की संख्या					मध्यप्रदेश के मूल निवासी दिव्यांगजन हेतु आरक्षित पदों की संख्या ¼6 प्रतिशत½				भूतपूर्व सैनिकों हेतु आरक्षित पदों की संख्या ¼10 प्रतिशत½ केवल पुरूष					
			U R	S C	S T	O B C	E W S	U R	S C	S T	O B C	E W S	U R	S C	S T	O B C	E W S	V H	H H	O H	M D	U R	S C	S T	O B C	E W S	
1	Principal	32	9	5	6	9	3	6	3	4	6	2	3	2	2	3	1	0	0	0	0	0	0	0	0	0	0
2	Vice Principal	32	9	5	6	9	3	6	3	4	6	2	3	2	2	3	1	1	0	1	0	0	0	0	0	0	0
3	Post Graduate Teacher																										
	I ENGLISH	58	17	9	11	16	5	9	5	6	8	2	8	4	5	8	3	1	0	1	0	0	0	0	0	0	0
	II HINDI	51	14	8	11	13	5	7	4	6	6	3	7	4	5	7	2	1	0	1	0	0	0	0	0	0	0
	III PHYSICS	56	16	9	12	14	5	8	5	6	7	2	8	4	6	7	3	1	0	1	0	0	0	0	0	0	0
	IV CHEMISTRY	58	16	9	12	16	5	8	4	6	8	2	8	5	6	8	3	1	1	1	0	0	0	0	0	0	0
	V MATHS	56	16	8	12	15	5	8	4	6	8	2	8	4	6	7	3	1	0	1	0	0	0	0	0	0	0
	VI ECONOMICS	59	17	9	12	16	5	8	4	6	8	3	9	5	6	8	2	1	1	1	1	0	0	0	0	0	0
	VII BIOLOGY	55	15	9	12	14	5	7	5	6	7	2	8	4	6	7	3	1	0	1	0	0	0	0	0	0	0
	VII I HISTORY	59	17	9	12	16	5	9	4	6	8	3	8	5	6	8	2	1	1	1	1	0	0	0	0	0	0
	IX GEOGRAPHY	59	17	9	12	16	5	8	4	6	8	3	9	5	6	8	2	1	1	1	1	0	0	0	0	0	0
	X COMMERCE	55	15	8	12	15	5	7	4	6	7	2	8	4	6	8	3	1	1	1	0	0	0	0	0	0	0
	XI IT	59	17	9	12	16	5	9	4	6	8	3	8	5	6	8	2	1	1	1	1	0	0	0	0	0	0
4	Trained Graduate Teacher																										
	I ENGLISH	121	33	19	25	32	12	11	10	13	16	6	17	9	12	16	6	2	2	2	1	3	2	3	3	1	1
	II HINDI	118	33	19	24	31	11	11	10	12	15	5	17	9	12	16	6	2	2	2	1	3	2	2	3	1	1
	III MATHS	115	31	19	24	30	11	11	9	12	15	6	15	10	12	15	5	2	2	1	2	3	2	2	3	1	1
	IV SCIENCE	118	33	19	24	31	11	11	9	12	16	5	16	10	12	15	6	2	2	2	1	3	2	2	3	1	1
	V SOCIAL	11	3	1	2	3	1	1	9	1	1	5	1	1	1	1	6	2	2	2	1	3	2	2	3	1	1

		STUDIES	8	3	9	4	1	1	7	2	6	6	0	2	5																
			12	3	2	2	3	1	1	1	1	1	1	1	1	1	5	1	1	1	1	5	2	1	2	1	1	1	1	1	5
		Total	79	8	1	3	0	7	2	0	5	3	8	6	1	8	6	1	0	8	7	9	2	6	1	0	5	0	1	5	

MAHARASHTRA POST/ CATEGORY-WISE VACANCIES

SL. No.	Name of the Post with Subject		Vacant Positions	Category - Wise Vacant Positions											Reservation for Women (Out of total Vacancy Breakup in Column D)				
				UR	SC	ST	OB C	EWS	SEBC	VJ (A)	N. T.(B)	N. T.(C)	N. T (D)	Special BC	This is followed in Maharashtra state				
A	B		C	D											E				
1	Principal		16	3	1	1	2	2	2	1	1	1	1	1	1	1	1	1	5
2	Vice Principal		8	2	1	1	1	1	1	1	0	0	0	0	0	0	0	0	2
3	Post Graduate Teacher																		
	I	ENGLISH	5	0	1	0	1	1	1	1	0	0	0	0	0	0	0	0	
	II	PHYSICS	5	0	1	0	1	1	1	1	0	0	0	0	0	0	0	0	
	III	CHEMISTRY	7	0	1	0	2	1	2	0	0	0	0	1	0	0	0	0	
	IV	MATHS	2	0	0	0	1	0	1	0	0	0	0	0	0	0	0	0	
	V	ECONOMICS	1	0	0	0	0	1	0	0	0	0	0	0	0	0	0	0	
	VI	BIOLOGY	7	0	1	0	2	2	2	0	0	0	0	0	0	0	0	0	
	VII	COMMERCE	1	0	1	0	0	0	0	0	0	0	0	0	0	0	0	0	
Reservation for PGT'S																			11
4	Trained Graduate Teacher																		
	I	ENGLISH	41	7	5	3	8	5	7	2	1	1	1	1	1	1	1	1	
	II	Hindi	6	1	1	1	1	1	1	0	0	0	0	0	0	0	0	0	
	III	MATHS	56	10	7	4	10	7	9	2	2	2	1	2	2	2	2	2	
	IV	SCIENCE	28	5	3	2	6	4	5	1	1	1	0	0	0	0	0	0	
	V	SOCIAL STUDIES	33	6	4	2	6	4	6	1	1	1	1	1	1	1	1	1	
Reservation for TGT'S																			62
Total			216	34	27	14	41	30	38	10	6	6	5	5	5	5	5	80	

Note: SEBC – Socially and educationally backward class, VJ – Vimukta Jati, NT – Nomadic Tribes.

MANIPUR POST/ CATEGORY-WISE VACANCIES

SL. No.	Name of the Post with Subject		Vacant Positions	Category - Wise Vacant Positions				
				UR	SC	ST	OBC	EWS
A	B		C	D				
1	Vice Principal		2	1	0	1	0	0
2	Post Graduate Teacher							
	I	PHYSICS	1	1	0	0	0	0
	II	ECONOMICS	2	1	0	1	0	0
	III	BIOLOGY	1	1	0	0	0	0
	IV	HISTORY	2	1	0	1	0	0
	V	GEOGRAPHY	1	1	0	0	0	0
	VI	COMMERCE	1	1	0	0	0	0
3	Trained Graduate Teacher							
	I	ENGLISH	6	3	0	2	1	0
	II	HINDI	6	3	0	2	1	0
	III	MATHS	6	3	0	2	1	0
	IV	SCIENCE	6	3	0	2	1	0
	V	SOCIAL STUDIES	6	3	0	2	1	0
Total			40	22	0	13	5	0

MIZORAM POST/ CATEGORY-WISE VACANCIES

SL. No.	Name of the Post with Subject		Vacant Positions	Category - Wise Vacant Positions				
				UR	SC	ST	OBC	EWS
A	B		C	D				
1	Vice Principal		3	0	0	3	0	0
2	Post Graduate Teacher							
	I	PHYSICS	1	0	0	1	0	0
	II	MATHS	1	0	0	1	0	0
3	Trained Graduate Teacher							
	I	ENGLISH	1	0	0	1	0	0
	II	HINDI	4	0	0	4	0	0
Total			10	0	0	10	0	0

ODISHA POST/ CATEGORY-WISE VACANCIES

S. No.	Name of the Post with Subject		Vacant Positions	Category - Wise Vacant Positions					Reservation for Women (Out of total Vacancy Breakup in Column D)				
				UR	SC	ST	OBC/SBC	EWS	UR	SC	ST	OBC	EWS
A	B		C	D					E				
1	Principal		15	7	3	3	2	0	2	1	1	1	0
2	Vice Principal		11	6	2	2	1	0	2	1	1	0	0
3	Post Graduate Teacher												
	I	ENGLISH	1	0	0	1	0	0	0	0	0	0	0
	II	PHYSICS	2	0	0	2	0	0	0	0	1	0	0
	III	CHEMISTRY	4	0	1	3	0	0	0	0	1	0	0
	IV	MATHS	3	0	0	3	0	0	0	0	1	0	0
	V	IT	2	0	0	2	0	0	0	0	1	0	0
4	Trained Graduate Teacher												
	I	ENGLISH	40	20	9	11	0	0	5	3	4	0	0
	II	Hindi	6	0	1	5	0	0	0	1	3	0	0
	III	MATHS	45	26	10	9	0	0	9	3	3	0	0
	IV	SCIENCE	6	0	1	5	0	0	0	0	2	0	0
	V	SOCIAL STUDIES	9	1	1	7	0	0	0	1	3	0	0
	Total		144	60	28	53	3	0	18	10	21	1	0

Note: SBC – Special Backward Class

RAJASTHAN POST/ CATEGORY-WISE VACANCIES

SL. No.	Name of the Post with Subject		Vacant Positions	Category - Wise Vacant Positions						Reservation for Women (Out of total Vacancy Breakup in Column D)					
				UR	SC	ST	OBC	EWS	MBC	UR	SC	ST	OBC	EWS	MBC
A	B		C	D						E					
1	Principal		16	6	3	2	3	1	1	2	1	1	1	0	0
2	Vice Principal		11	4	2	1	2	1	1	1	1	0	1	0	0
3	Post Graduate Teacher														
	I	ENGLISH	16	6	3	2	3	1	1	2	1	1	1	0	0
	II	HINDI	16	6	3	2	3	1	1	2	1	1	1	0	0
	III	PHYSICS	16	6	3	2	3	1	1	2	1	1	1	0	0
	IV	CHEMISTRY	16	6	3	2	3	1	1	2	1	1	1	0	0
	V	MATHS	6	2	1	1	1	1	0	1	0	0	0	0	0
	VI	ECONOMICS	1	1	0	0	0	0	0	0	0	0	0	0	0
	VII	BIOLOGY	15	6	2	2	3	1	1	1	1	1	1	0	0
	VIII	HISTORY	11	4	2	1	2	1	1	1	1	0	1	0	0
	IX	GEOGRAPHY	5	2	1	1	1	0	0	1	0	0	0	0	0
4	Trained Graduate Teacher														

	I	ENGLISH	37	13	6	4	8	4	2	4	2	1	2	1	1
	II	HINDI	31	11	5	4	6	3	2	4	2	1	2	1	0
	III	MATHS	40	15	6	5	8	4	2	5	2	1	2	1	1
	IV	SCIENCE	42	15	7	5	9	4	2	5	2	1	3	1	1
	V	SOCIAL STUDIES	37	13	6	4	8	4	2	4	2	1	3	1	1
Total			316	116	53	38	63	28	18	37	18	11	20	5	4

Note: MBC – Most Backward Class.

SIKKIM POST/ CATEGORY-WISE VACANCIES

SL. No.	Name of the Post with Subject		Vacant Positions	Category - Wise Vacant Positions				
				UR	SC	ST	OBC	EWS
A	B		C	D				
1	Principal		2	1	0	1	0	0
2	Vice Principal		2	1	0	1	0	0
3	Post Graduate Teacher							
	I	ENGLISH	2	1	0	1	0	0
	II	PHYSICS	2	1	0	1	0	0
	III	CHEMISTRY	2	1	0	1	0	0
	IV	MATHS	2	1	0	1	0	0
	V	ECONOMICS	3	1	0	1	1	0
	VI	BIOLOGY	2	1	0	1	0	0
	VII	HISTORY	2	1	0	1	0	0
	VIII	GEOGRAPHY	2	1	0	1	0	0
4	Trained Graduate Teacher							
	I	ENGLISH	2	1	0	1	0	0
	II	HINDI	4	1	0	1	2	0
	III	MATHS	6	1	1	2	2	0
	IV	SCIENCE	6	1	1	2	2	0
	V	SOCIAL STUDIES	5	2	0	1	2	0
Total			44	16	2	17	9	0

TELANGANA POST/ CATEGORY-WISE VACANCIES

SL. No.	Name of the Post with Subject	Vacant Positions	Category - Wise Vacant Positions							Reservation for Women (Out of total Vacancy Breakup in Column D)					
			UR	SC	ST	OBC	EWS	HH	VH	UR	SC	ST	OBC	EWS	VH
A	B	C	D							E					
1	Principal	11	5	2	1	2	0	0	1	1	1	1	2	0	1
2	Vice Principal	6	3	1	0	1	0	0	1	1	1	0	1	0	1
3	Post Graduate Teacher														

	I	ENGLISH	7	3	2	0	1	0	0	1	1	1	0	1	0	1
	II	HINDI	7	3	2	0	1	0	0	1	1	1	0	1	0	1
	III	PHYSICS	7	3	2	0	1	0	0	1	1	1	0	1	0	1
	IV	CHEMISTRY	7	3	2	0	1	0	0	1	1	1	0	1	0	1
	V	MATHS	7	3	2	0	1	0	0	1	1	1	0	1	0	1
	VI	ECONOMICS	7	3	2	0	1	0	0	1	1	1	0	1	0	1
	VII	BIOLOGY	7	3	2	0	1	0	0	1	1	1	0	1	0	1
	VIII	HISTORY	7	3	2	0	1	0	0	1	1	1	0	1	0	1
	IX	GEOGRAPHY	7	3	2	0	1	0	0	1	1	1	0	1	0	1
	X	COMMERCE	7	3	2	0	1	0	0	1	1	1	0	1	0	1
	XI	IT	7	3	2	0	1	0	0	1	1	1	0	1	0	1
4	Trained Graduate Teacher															
	I	ENGLISH	34	16	5	3	8	0	1	1	6	2	1	4	0	1
	II	HINDI	32	15	5	2	8	0	1	1	5	2	1	4	0	1
	III	MATHS	34	16	5	3	8	0	1	1	6	2	1	4	0	1
	IV	SCIENCE	34	16	5	3	8	0	1	1	6	2	1	4	0	1
	V	SOCIAL STUDIES	34	16	5	3	8	0	1	1	6	2	1	4	0	1
Total			262	120	50	15	54	0	5	18	42	23	6	34	0	18

TRIPURA POST/ CATEGORY-WISE VACANCIES

SL. No.	Name of the Post with Subject		Vacant Positions	Category - Wise Vacant Positions				
				UR	SC	ST	OBC	EWS
A	B		C	D				
1	Principal		1	0	0	1	0	0
2	Vice Principal		3	2	0	1	0	0
3	Post Graduate Teacher							
	I	ENGLISH	3	1	1	1	0	0
	II	HINDI	1	0	1	0	0	0
	III	PHYSICS	3	0	1	2	0	0
	IV	CHEMISTRY	3	1	0	2	0	0
	V	MATHS	4	2	1	1	0	0
	VI	ECONOMICS	4	1	1	2	0	0
	VII	BIOLOGY	3	2	1	0	0	0
	VIII	HISTORY	3	1	0	2	0	0
	IX	GEOGRAPHY	2	1	1	0	0	0
	X	COMMERCE	5	3	0	2	0	0
	XI	IT	5	2	1	2	0	0
4	Trained Graduate Teacher							
	I	ENGLISH	3	1	2	0	0	0
	II	HINDI	5	2	2	1	0	0
	III	MATHS	5	1	0	4	0	0

	IV	SCIENCE	4	2	0	2	0	0
	V	SOCIAL STUDIES	1	0	1	0	0	0
Total			58	22	13	23	0	0

UTTARKHAND POST/ CATEGORY-WISE VACANCIES

S. No.	Name of the Post with Subject		Vacant Positions	Category - Wise Vacant Positions					Reservation for Women (Out of total Vacancy Breakup in Column D)				
				UR	SC	ST	OBC	EWS	UR	SC	ST	OBC	EWS
A	B		C	D					E				
1	Principal		1	1	0	0	0	0	0	0	0	0	0
2	Vice Principal		1	1	0	0	0	0	0	0	0	0	0
3	Post Graduate Teacher												
	I	ENGLISH	1	0	1	0	0	0	0	0	0	0	0
	II	CHEMISTRY	1	0	0	0	0	1	0	0	0	0	0
	III	ECONOMICS	1	1	0	0	0	0	1	0	0	0	0
4	Trained Graduate Teacher												
	I	ENGLISH	1	1	0	0	0	0	0	0	0	0	0
	II	HINDI	1	1	0	0	0	0	0	0	0	0	0
	III	SCIENCE	2	2	0	0	0	0	1	0	0	0	0
Total			9	7	1	0	0	1	2	0	0	0	0

Procedure for Online Payment of Fee and Helpline for Payment Related Queries

After completing Step-3 of **Online Application Form**, candidate may see **(Step -4)** for remitting the examination fee in the following manner:

- Check the validity of the Debit/ Credit Card and keep it ready with you while logging on to website for submitting application form. Candidate should enter the information asked for and make payment through Debit/ Credit Card.
- Through Net Banking, check the balance in your account and keep all credentials ready with you while logging on to website for making payment. Candidate should login with his/her credentials of net banking and make payment accordingly.
- For payment through an UPI Service, check whether there is requisite balance in the Bank Account / Wallet to which the concerned UPI is linked.
- For payment through Paytm, check whether there is requisite balance in the Account / Wallet to which it is linked.

Prescribed Examination Fee (please see the Information at a Glance) can be paid through any Bank/Payment Gateway in any Payment Mode [service/processing charges per transaction & GST applicable thereon @ 18 % are to be borne by the candidate (except for payment made through Visa/Master Debit Card):

S.No.	Mode of Payment	ICICI BANK		HDFC BANK		CANARA BANK		STATE BANK OF INDIA		PAYTM				
1	Net Banking	ICICI	NIL Charge		HDFC	NIL Charge		Canara Bank	NIL Charge	SBI	Rs 5.00+GST	Rs 4 +GST		
		Other Banks	4.00 + GST		Other Banks	4.00 + GST		Other Banks	5.00 + GST	Other Banks				
2	All Debit Card	ICICI or Other Banks	Transaction upto Rs 2000/-	0 %	HDFC or Other Banks	Transaction upto Rs 2000/-	0 %	Canara Bank or Other Banks	Only Rupay Card, No Charge.	Only Rupay Card, No Charge.	Transaction upto Rs 2000/-	0 %		
			Transaction above Rs 2000/-	0 %		Transaction above Rs 2000/-	0 %				Transaction above Rs 2000/-	Only Rupay Card, No Charge.		
3	Credit Card	Domestic	0.40% of value	Transaction	Domestic	0.40% of Fee + GST		Domestic	0.40% of Fee + GST	Domestic	0.80% of Fee+ GST (Minimum Rs 11/-)	Domestic (Minimum Rs. 12)	0.4%+ GST	
		International	2.35% of value	Transaction	International	Nil Charge		International	2.35% of Fee+ GST	International	3.50% of Fee+ GST (Minimum Rs 11/-)	International	3.5%+ GST	
4	Unified Payment Interface (UPI)	ICICI or other banks	Transaction upto Rs 2000/-	0 %	Nil Charge						Transaction upto Rs 2000/-	0 %	PAYTM Wallet Charge	0.8%+ GST
			Transaction above Rs 2000/-	5.0 % + GST							Transaction above Rs 2000/-	0.65 % + GST		

Note: In case, the fee payment status is not 'OK', or Confirmation Page of the Online Application is not generated after fee payment (completion of Step-4) of the candidate is advised to contact the helpline number/email of the concerned Bank/Payment Gateway Integrator, as mentioned below:-

(a) If Paying through State Bank of India (SBI):

Level	Name	Email ID	Contact Number
1	CMS Team	merchant@sbi.co.in	

2	Helpdesk1	dgmcs.cc@sbi.co.in	18004253800
3	Customer Care	agmcustomer.lhodel@sbi.co.in	1800112211
4	Helpdesk2	sbi.05222@sbi.co.in	08026599990/0120-2497771
5	Through SMS	UNHAPPY (add text)	8008202020

(b) If Paying through Canara Bank:

Level	Name	Email ID	Contact Number
1	Helpdesk	pgsupport@billdesk.com	9968800461/ 9984021340
2	Complaint Management Services	genadmnrnoida@canarabank.com	
3	Customer Care	genadmnrnoida@canarabank.com	
4	Through SMS	genadmnrnoida@canarabank.com	

(c) If Paying through HDFC Bank:

Level	Name	Email ID	Contact Number
1	Shri Vikram Singh	vikram.singh4@hdfcbank.com	9799810080
2.	Amit Singh	amit.singh26@hdfcbank.com	7428869770
3	Shri Ripon Bhattacharjee	ripon.bhattacharjee@hdfcbank.com	9625031697


(d) If Paying through ICICI Bank:

Level	Name	Email ID	Contact Number
1	Aiysha Khatun	support.nta@ingenico.com	01204728426
2	Vishal Kumar	vishal.kumar5@icicibank.com	7428928047
3	Raunak Choudhary	raunak.choudhary@ingenico.com	8588889602
4	Manmohan Jha	Manmohan.jha@icicibank.com	9716683299

(e) If Paying through PAYTM:


Level	Name	Email ID	Contact Number
1	Shailesh	education.support@paytm.com	7827407411
2	Shubham	education.support@paytm.com	8360328961

Replica of Online Application Form



Ministry of Education
Government of India

EKLAVYA MODEL RESIDENTIAL SCHOOL (EMRS)
EMRS TEACHING STAFF SELECTION EXAM (ETSSE)- 2021



राष्ट्रीय परीक्षा एजेंसी
National Testing Agency

Steps to apply online

- ✓ Apply for Online Registration
- ✓ Fill Online Application Form
- ✓ Upload Scanned Photo & Signature
- ✓ Pay Examination Fee

Application Form

EKLAVYA MODEL RESIDENTIAL SCHOOL (EMRS)

New Registration

Only Registered Candidates Sign In

Application Form: EKLAVYA MODEL RESIDENTIAL SCHOOL (EMRS)

Application No:

Password:


Security Pin as shown below
(Case Sensitive)


Security Pin: 8H9D35

Sign In

[Forgot Password ?](#) [Forgot Application No ?](#)


Disclaimer:
This site is designed and hosted by NIC eCounselling division and the contents are provided by NTA. For any further information, please contact to NTA, (Ver 1.0.136.2.0)





Ministry of Education
Government of India

EKLAVYA MODEL RESIDENTIAL SCHOOL (EMRS)
EMRS TEACHING STAFF SELECTION EXAM (ETSSE)- 2021



राष्ट्रीय परीक्षा एजेंसी
National Testing Agency

Home

Registration
Application Form
Image Upload
Fee Payment

Instructions and Procedure for online submission of Application Form

Download Information Bulletin

1. Please read the instructions, procedure and information Bulletin carefully before you start filling the Application Form.
2. Candidate can apply for Principal, Vice Principal, Post Graduate teachers (PGTs) and Trained Graduate Teachers (TGTs) in EMRS TEACHING STAFF SELECTION EXAM (ETSSE) 'ON-LINE' only through official website (<https://recruitment.nta.nic.in>).
3. Please ensure your eligibility as per the criteria laid down for the Post you apply for in EMRS TEACHING STAFF SELECTION EXAM (ETSSE). **Candidates have to register separately if after he is applying for more than one post.**
4. **Examination Fees**
The fee (in Indian Rupees) per Post for EMRS TEACHING STAFF SELECTION EXAM (ETSSE) is as follows:

EXAMINATION FEE DETAIL	
Post	Fee Charges*
Principal and Vice Principal	Rs. 2000/-
PGT/ TGT	Rs. 1500/-

* No fee is required to be paid by candidates belonging to SC/ST/PWD categories.
Processing charges & Goods and Services Tax (GST) will be charged extra by the Bank.

5. The fee is to be submitted through Net Banking/Debit/Credit Card/ Paytm.
6. **Application Procedure: Steps to be followed to apply online**
Step 1: Registration for Online Application Form and note down system generated **Application Number**. The candidate should supply all the details while filling the Online Application Form and is also required to create PASSWORD and choose Security Question and enter his/her Answer. After successful submission of the personal details, Application number will be generated and it will be used to complete the remaining Steps of the Application Form and will also be required for all future correspondence. For subsequent logins, candidate will be able to login directly with the respective system generated **Application Number** and created **Password**.
Step 2: Complete the Application Form Candidate can login with the system generated Application Number and created Password for completing the Application Form.
Step 3: Upload Scanned images of Candidate Photograph, Signature, Domicile PWD and Category Certificate (if applicable)
 1. Scanned photograph and signature should be in JPG format.
 2. Size of scanned photograph should be between 10 kb to 200 kb.
 3. Size of scanned signature should be between 4 kb to 30 kb.
 4. **The photograph should be coloured or black/white (but clear contrast).**


Note: Upload the correct Photograph and Signature as the facility for correction in images will not be given.

Step 4: Pay Examination Fee using Net Banking/Debit/Credit Card/Paytm:
 Payment by Debit/Credit Card/Net Banking/Paytm: The candidate has to select Debit/Credit Card/Net Banking/Paytm option to pay the application fee and follow the online instruction to complete the payment of fee. After successful payment, candidate will be able to print the Confirmation Page. In case the Confirmation Page is not generated after payment of fee then the transaction is cancelled and amount will be refunded to the candidate's account. However the candidate has to make another transaction, in case the Confirmation Page is not generated.
7. **Important Instructions about PASSWORD**
 - During registration, candidate will be required to choose PASSWORD and Security Question and its Answer. Candidate is advised to remember his/her password for all future logins.
 - The Password must be as per the following Password policy:
 1. Password must be 8 to 13 character long.
 2. Password must have at least one Upper case alphabet.
 3. Password must have at least one Lower case alphabet.
 4. Password must have at least one numeric value.
 5. Password must have at least one special characters eg: !@#%&*~
 - For subsequent logins, candidate will be able to login directly with his/her respective system generated Application Number and the chosen Password.
 - Candidate is advised not to disclose or share his/her password with anybody. Neither NTA nor NIC will be responsible for violation or misuse of the password of a candidate.
 - Candidate can change his/her passwords after login, if desired.
 - Candidate should remember to log out at the end of his/her session so that the particulars of the candidate cannot be tampered or modified by unauthorized persons.
8. **How to reset your Password :** The following options are available to reset Password
 1. Using Security Question & its Answer you chosen during Form filling.
 2. Using a verification code sent via text message (SMS) to your Registered Mobile No.
 3. Using a reset link sent via Email to your Registered Email address.
9. The Application Number printed on the computer generated Confirmation Page must be mentioned in all such correspondences. It is therefore essential to note down the application number printed on the Confirmation Page.
NOTE-Please fill the Application Form carefully as the facility for Correction will not be given.

I have downloaded Information Bulletin, read and understood all the instructions therein as well as those mentioned above, and filling up the online application form accordingly.

Click here to Proceed

Disclaimer:
This site is designed and hosted by NIC eCounselling division and the contents are provided by NTA. For any further information, please contact to NTA, (Ver 1.0.136.2.0)



Ministry of Education Government of India EKLAVYA MODEL RESIDENTIAL SCHOOL (EMRS) EMRS TEACHING STAFF SELECTION EXAM (ETSS)-2021 National Testing Agency

Home Application Form Document saved Fee Payment

Personal Details

Candidate's Name:

Father's Name:

Mother's Name:

Date of Birth: --City-- --Month-- --Year--

Gender: --Select--

Identity Type: --Select--

Identification Number:

Contact Details

Address:

Locality(Optional):

City/Town/Village:

Country: --Select--

State: --Select--

District: --Select--

Pin Code:

Alternate Contact No. (Optional):

Email Address:

Mobile Number:

Permanent Address

Same As Present Address

Address:

Locality(Optional):

City/Town/Village:

Country: --Select--

State: --Select--

District: --Select--

Pin Code:

Choose Password

Password:

Confirm Password:

Security Question: --Select--

Security Answer:

Security Pin

Enter security pin (case sensitive)

Security Pin: CH7116

Disclaimer: This site is designed and hosted by NIC eCounselling division and the contents are provided by NTA. For any further information, please contact to NTA, (Ver 1.0.136.2.0)

NIC National Informatics Centre

Pin Code: 110078 Alternate Contact No.(Optional): --

Email Address: abdc@vyz.com Mobile Number: 91 - 9810559199

Permanent Address

Address: A 3-21 B Locality(Optional):

City/Town/Village: Pratap Nagar Country: India

State: CHANDIGARH District: CHANDIGARH

Pin Code: 110078

Account Details

Security Question: Which is the website you rarely visit? Security Answer: (Not shown due to security reasons) Password: (Not shown due to security reasons)

Particulars checklist to be verified kindly verify and ensure that all the information entered is correct and true. If any information is found to be incorrect, it may not be made.

My Name Father Name Mobile Number Email ID

Declaration

I hereby declare that all the particulars given by me in this form are true to the best of my knowledge and belief and any mistake / misinformation, detected at the time of appointment or at any stage in future, will result in the cancellation of candidature. I have read the information bulletin and understood all the procedures. In case I furnish any false information, my result will not be declared/ my candidature will automatically stand cancelled. I shall abide by terms and conditions therein.

I Agree

Disclaimer: This site is designed and hosted by NIC eCounselling division and the contents are provided by NTA. For any further information, please contact to NTA, (Ver 1.0.136.2.0)

NIC National Informatics Centre

Ministry of Education Government of India EKLAVYA MODEL RESIDENTIAL SCHOOL (EMRS) EMRS TEACHING STAFF SELECTION EXAM (ETSSE)- 2021 National Testing Agency

Home

Review Page - Online Registration Form

Review the following particulars carefully. If you would like to change any particulars entered, you may do so by pressing 'EDIT REGISTRATION FORM' button or press 'FINAL SUBMIT' button for final submission.

Personal Details

Candidate's Name:	SEENA	Father's Name:	FATHER
Mother's Name:	MOTHER	Date of Birth:	07-04-2002
Gender:	Female	Identity Type:	Passport
Passport:	Z941234		

Contact Details

Address:	A 3 21 B	Locality(Optional):	
City/Town/Village:	Pratap Nagar	Country:	India
State:	CHANDIGARH	District:	CHANDIGARH
Pin Code:	110078	Alternate Contact No (Optional):	--
Email Address:	edoo@lyc.com	Mobile Number:	91-9810551199

Permanent Address

Address:	A 3 21 B	Locality(Optional):	
City/Town/Village:	Pratap Nagar	Country:	India
State:	CHANDIGARH	District:	CHANDIGARH
Pin Code:	110078		

Account Details

Security Question: Which is the website you rarely visit? Security Answer: (Not shown due to security reasons) Password: (Not shown due to security reasons)

Particulars checklist to be verified

Kindly verify all the particulars listed below carefully. Once submitted Registration Form finally, changes can not be made.

My Name Father Name Mother Name Date of Birth Gender Address Mobile Number Email ID

Declaration

I hereby declare that all the particulars given by me in this form are true to the best of my knowledge and belief and any mistake / misinformation, detected at the time of appointment or at any stage in future, will result in the cancellation of candidature. I have read the information bulletin and understood all the procedures. In case I furnish any false information, my result will not be declared. My candidature will automatically stand cancelled. I shall abide by terms and conditions therein.

I Agree

[EDIT Registration Form](#) [Final Submit](#)

Ministry of Education Government of India EKLAVYA MODEL RESIDENTIAL SCHOOL (EMRS) EMRS TEACHING STAFF SELECTION EXAM (ETSSE)- 2021 National Testing Agency

Home

Review Page - Online Registration Form

Review the following particulars carefully. If you would like to change any particulars entered, you may do so by pressing 'EDIT REGISTRATION FORM' button or press 'FINAL SUBMIT' button for final submission.

Personal Details

Candidate's Name:	SEENA	Father's Name:	FATHER
Mother's Name:	MOTHER	Date of Birth:	07-04-2002
Gender:	Female	Identity Type:	Passport
Passport:	Z941234		

Contact Details

Address:	A 3 21 B	Locality(Optional):	
City/Town/Village:	Pratap Nagar	Country:	India
State:	CHANDIGARH	District:	CHANDIGARH
Pin Code:	110078	Alternate Contact No (Optional):	--
Email Address:	edoo@lyc.com	Mobile Number:	91-9810551199

Permanent Address

Address:	A 3 21 B	Locality(Optional):	
City/Town/Village:	Pratap Nagar	Country:	India
State:	CHANDIGARH	District:	CHANDIGARH
Pin Code:	110078		

Account Details

Security Question: Which is the website you rarely visit? Security Answer: (Not shown due to security reasons) Password: (Not shown due to security reasons)

Particulars checklist to be verified

Kindly verify all the particulars listed below carefully. Once submitted Registration Form finally, changes can not be made.

My Name Father Name Mother Name Date of Birth Gender Address Mobile Number Email ID

Declaration

I hereby declare that all the particulars given by me in this form are true to the best of my knowledge and belief and any mistake / misinformation, detected at the time of appointment or at any stage in future, will result in the cancellation of candidature. I have read the information bulletin and understood all the procedures. In case I furnish any false information, my result will not be declared. My candidature will automatically stand cancelled. I shall abide by terms and conditions therein.

I Agree

[EDIT Registration Form](#) [Final Submit](#)



Application Progress Status

- View Registration Form
- Complete Application Form
- Upload Documents
- Pay Examination Fee

Verify Mobile No. & Email Id

- Verify Mobile Number
- Verify Email Id

Application Status	
Registration Form	Completed
Application Form	Incomplete
Upload Documents	Incomplete
Application Fee Payment	Incomplete

You have completed Registration Form. Please note down the Application Number for future references.

Application Number : 2127 1000 0057

Fill the Application Form by clicking on button as shown below.

[Complete Application Form](#)

Disclaimer

This site is designed and hosted by NIC eCounselling division and the contents are provided by NTA. For any further information, please contact to NTA. (Ver 1.0.136.2.0)



Personal Details

Candidate's Name: SEEMA
 Date of Birth: 07 / 04 / 2002
 Gender: Female
 Father's Name: FATHER
 Mother's Name: MOTHER
 Nationality: Indian
 Domicile: JHARKHAND PRADESH
 Category: Unreserved
 Category2: --Select--
 If you are a PwD Candidate, do you have benchmark disability (40% or more / "Severe" where percentage is not defined)?
 Yes
 Type of Disability: --Select--
 Do you need scribe (as the criteria given in the Information Bulletin)?
 --Select--
 Percentage of disability: --Select--
 Whether Minority: --Select--
 Marital Status: --Select--
 Total length of service as teacher (as on 31st March, 2021) Years and Months: --Select--

Apply For

Recruitment Test For: Post Graduate Teachers (PGTs)
 Subject: --Select--

Languages Known (can select upto 5 Languages)

Hindi
 English
 Bodo
 Dogri

Preferred Medium for Question Paper

--Select--
 State/Exam City 1st Choice: --Select State/UT--
 State/Exam City 2nd Choice: --Select State/UT--
 State/Exam City 3rd Choice: --Select State/UT--
 State/Exam City 4th Choice: --Select State/UT--

Education Details

10th or equivalent Qualification Details

Pass Status: --Select--
 Medium of Study: --Select--
 Institute Name & Address: --Select--
 Year of Passing/appearing: --Select--
 University/ Board Name: --Select--
 Course/Stream Name: --Select--
 Result Mode: --Select--

12th or equivalent Qualification Details

Pass Status: --Select--
 Medium of Study: --Select--
 Institute Name & Address: --Select--
 Year of Passing/appearing: --Select--
 University/ Board Name: --Select--
 Course/Stream Name: --Select--
 Result Mode: --Select--

Graduate Qualification Details

Pass Status: Year of Passing/appearing: Course/Stream Name:

Medium of Study: University/ Board Name: Result Mode:

Institute Name & Address:

Post Graduate Qualification Details

Pass Status: Year of Passing/appearing: Course/Stream Name:

Medium of Study: University/ Board Name: Result Mode:

Institute Name & Address:

Any Other Qualification Details

Pass Status: Year of Passing/appearing: Course/Stream Name:

Medium of Study: University/ Board Name: Result Mode:

Institute Name & Address:

B.Ed. Qualification Details

Pass Status: Year of Passing/appearing: Course/Stream Name:

Medium of Study: University/ Board Name: Result Mode:

Institute Name & Address:

EMBS

Are you employee of EMBS? Date of joining (DD/MM/YYYY):

STET/ CTET

Are You STET / CTET (Paper-II) Qualified/Appeared? STET/CTET Year:

Certificate Number/ Roll Number:

Employment Details

Are/Were you Employed?:

S.No.	Name of Last/Current Organization and Address	Organisation Type	Post Held	Work Experience From	Work Experience To	Gross Pay
1		--Select--				

[ADD ROW](#) [DELETE ROW](#)

Security Pin

Enter security pin (1000 characters):

Security Pin: **MN4074**

[Submit](#)

Disclaimer: This site is designed and hosted by NIC eCounselling division and the contents are provided by NTA. For any further information, please contact to NTA. (Ver 1.0.136.2.0)



एन आई सी
National Informatics Centre

STET/CTET Year: 2021
Certificate Number/ Roll Number: 456334

Employment Details

Are/Were you Employed?:

S.No.	Name of Last/Current Organization and Address	Organisation Type	Post Held	Work Experience From	Work Experience To	Gross Pay
1	GHT	Central / State / Deemed University	Teacher	01/02/2021	26/03/2021	100000

Particulars checklist to be verified

Kindly verify all the particulars listed below carefully. Once submitted At:

My Name Father Name Mother Name
 Person with Disability (PwD) Apply For Examination Cell

Review Page !! Close X

Please review the following informations carefully.
 If you would like to change any information entered, you may do so by pressing **'EDIT APPLICATION FORM DATA'** button or press **'FINAL SUBMIT'** button for final submission.


Declaration

I hereby declare that all the particulars given by me in this form are true to the best of my knowledge and belief and any mistake / misinformation, detected at the time of appointment or at any stage in future, will result in the cancellation of candidature. I have read the information bulletin and understood all the procedures. In case I furnish any false information, my result will not be declared/ my candidature will automatically stand cancelled, I shall abide by terms and conditions therein.

I Agree

[EDIT APPLICATION FORM DATA](#) [Final Submit](#)

Disclaimer: This site is designed and hosted by NIC eCounselling division and the contents are provided by NTA. For any further information, please contact to NTA. (Ver 1.0.136.2.0)



एन आई सी
National Informatics Centre

Graduate Qualification Details

Pass Status: Year of Passing/appearing: Course/Stream Name:
 Medium of Study: University/ Board Name: Result Mode:
 Institute Name & Address:

Pass Graduate Qualification Details

Pass Status: Year of Passing/appearing: Course/Stream Name:
 Medium of Study: University/ Board Name: Result Mode:
 Institute Name & Address:

Any Other Qualification Details

Pass Status: Year of Passing/appearing: Course/Stream Name:
 Medium of Study: University/ Board Name: Result Mode:
 Institute Name & Address:

B.Ed. Qualification Details

Pass Status: Year of Passing/appearing: Course/Stream Name:
 Medium of Study: University/ Board Name: Result Mode:
 Institute Name & Address:

EMRS

Are you employee of EMRS? Date of joining (DDMMYYYY):

STET/ CTET

Are You STET /CTET (Paper-II) Qualified/Appeared? STET/CTET Year:
 Certificate Number/ Roll Number:

Employment Details

Are/Were you Employed?

S.No.	Name of Last/Current Organization and Address	Organisation Type	Post Held	Work Experience From	Work Experience To	Gross Pay
1		-Select-				

ADD ROW DELETE ROW

Security Pin

Enter security pin (see example):
 Security Pin: MN4014

Submit

Disclaimer: This site is designed and hosted by NIC, Counselling division and the contents are provided by NTA. For any further information, please contact to NTA. (Ver 1.0.136.2.0)



STET/CTET Year: 2021
 Certificate Number/ Roll Number: 456334

Employment Details

Are/Were you Employed?: Currently Employed/Were Employed

S.No.	Name of Last/Current Organization and Address	Organisation Type	Post Held	Work Experience From	Work Experience To	Gross Pay
1	GHT	Central / State / Deemed University	Teacher	01/02/2021	26/03/2021	1000000

Particulars checklist to be verified

Kindly verify all the particulars listed below carefully. Once submitted As

My Name Father Name Mother Name
 Person with Disability (PwD) Apply For Examination Cell


Declaration

I hereby declare that all the particulars given by me in this form are true to the best of my knowledge and belief and any mistake / misinformation, detected at the time of appointment or at any stage in future, will result in the cancellation of candidature. I have read the information bulletin and understood all the procedures. In case I furnish any false information, my result will not be declared/ my candidature will automatically stand cancelled. I shall abide by terms and conditions therein.

I Agree

EDIT APPLICATION FORM DATA Final Submit

Disclaimer: This site is designed and hosted by NIC, Counselling division and the contents are provided by NTA. For any further information, please contact to NTA. (Ver 1.0.136.2.0)



Employment Details

Are/Were you Employed? : Currently Employed/Were Employed

SNo.	Name of Last/Current Organization and Address	Organization Type	Post Held	Work Experience From	Work Experience To	Gross Pay
1	GHT	Central / State / Deemed University	Teacher	01/02/2021	26/03/2021	1500000

Particulars checklist to be verified

Kindly verify all the particulars listed below carefully. Once submitted Application Form finally, changes can not be made.

My Name Father Name Mother Name Date of Birth Gender Category

Person with Disability (PwD) Apply For Examination Code Educational Details

Declaration

I hereby declare that all the particulars given by me in this form are true to the best of my knowledge and belief and any mistake / misinformation, detected at the time of appointment or at any stage in future, will result in the cancellation of candidature. I have read the information bulletin and understood all the procedures. In case I furnish any false information, my result will not be declared my candidature will automatically stand cancelled. I shall abide by terms and conditions therein.

I Agree

[EDIT APPLICATION FORM DATA](#) [Final Submit](#)

Disclaimer: This site is designed and hosted by NIC eCounselling division and the contents are provided by NTA. For any further information, please contact to NTA. (Ver 1.0.136.2.0)

NIC एन आई सी National Informatics Centre

B.E. Qualification Details

Pass Status : Passed Year of Passing/Appearing : 2021

Medium of Study : English Current/Former Name : S.Sa

College/Board Name : A.C.S. (Univ.)/Smt. Madhya Pradesh (Private University) Result Mode : CGPA

Maximum Grade Point : 10 CGPA Obtained : 8

CGPA : 8 Institute Name & Address : GHT

EMRS

Are you employee of EMRS? : No

Date of joining (DD/MM/YYYY) : 09/12/2020

STET/CTET

Are You STET / CTET (Paper-II) Qualified/Appeared? : Yes

STET/CTET Year : 2021

Candidate Number Roll Number : 85232

Employment Details

Are/Were you Employed? : Currently Employed/Were Employed

SNo.	Name of Last/Current Organization and Address	Organization Type	Post Held	Work Experience From	Work Experience To	Gross Pay
1	GHT	Central / State / Deemed University	Teacher	01/02/2021	26/03/2021	1500000

Particulars checklist to be verified

Kindly verify all the particulars listed below carefully. Once submitted application Form finally, changes can not be made.

My Name Father Name Mother Name Date of Birth Gender Category

Person with Disability (PwD) Apply For Examination Code Educational Details

Declaration

I hereby declare that all the particulars given by me in this form are true to the best of my knowledge and belief and any mistake / misinformation, detected at the time of appointment or at any stage in future, will result in the cancellation of candidature. I have read the information bulletin and understood all the procedures. In case I furnish any false information, my result will not be declared my candidature will automatically stand cancelled. I shall abide by terms and conditions therein.

I Agree

[EDIT APPLICATION FORM DATA](#) [Final Submit](#)

Disclaimer: This site is designed and hosted by NIC eCounselling division and the contents are provided by NTA. For any further information, please contact to NTA. (Ver 1.0.136.2.0)

NIC एन आई सी National Informatics Centre

Ministry of Education Government of India

EKLAVYA MODEL RESIDENTIAL SCHOOL (EMRS) EMRS TEACHING STAFF SELECTION EXAM (ETSSE)- 2021

राष्ट्रीय परीक्षा एजेंसी National Testing Agency

Home Change Password Register Query Logout

Name: SEEMA Application No: 2127 1000 0057

Registration Application Form Document Upload Fee Payment

Application Progress Status

- View Registration Form
- View Application Form
- Upload Documents
- Pay Examination Fee

Verify Mobile No. & Email Id

- Verify Mobile Number
- Verify Email Id

Application Status	
Registration Form	Completed
Application Form	Completed
Upload Documents	Incomplete
Application Fee Payment	Incomplete

You have completed step 2 of Online Application Form.

If you want to edit filled Application Form then click 'Edit Application Form' button shown below. Otherwise proceed for uploading of scanned images by clicking 'Upload Images' button to complete step 3.

Application Number : 2127 1000 0057

[Edit Application Form](#) [Upload Images](#)

Disclaimer: This site is designed and hosted by NIC eCounselling division and the contents are provided by NTA. For any further information, please contact to NTA. (Ver 1.0.136.2.0)

NIC एन आई सी National Informatics Centre

Registration Application Form Document Upload Fee Payment

Upload Documents





Please upload the following Scanned Files carefully.

S.No.	Required Document	Document Specifications	Upload
1	Photograph	Document Format: JPG Min Size (KB): 10 Max Size (KB): 200	<input type="button" value="Choose File"/> No file chosen
2	Thumb Impression	Document Format: JPG Min Size (KB): 10 Max Size (KB): 100	<input type="button" value="Choose File"/> No file chosen
3	Signature	Document Format: JPG Min Size (KB): 4 Max Size (KB): 30	<input type="button" value="Choose File"/> No file chosen
4	Category Certificate	Document Format: PDF Min Size (KB): 50 Max Size (KB): 300	<input type="button" value="Choose File"/> No file chosen
5	Domicile Certificate	Document Format: PDF Min Size (KB): 50 Max Size (KB): 300	<input type="button" value="Choose File"/> No file chosen
6	PwD Certificate	Document Format: PDF Min Size (KB): 50 Max Size (KB): 300	<input type="button" value="Choose File"/> No file chosen

Disclaimer:

Registration Application Form Document Upload Fee Payment

Preview of Uploaded Documents

S.No.	Required Document	Preview	Check & Verify
1	Photograph	File Name: Image.jpg  Click Here For Large View	<input checked="" type="checkbox"/> Self Verified recent Photograph in colour or black & white with 80% face (without mass) visible including ears against white background
2	Thumb Impression	File Name: Thumb.jpg  Click Here For Large View	<input checked="" type="checkbox"/> Self Verified
3	Signature	File Name: Signature 2.jpg  Click Here For Large View	<input checked="" type="checkbox"/> Self Verified
4	Category Certificate	File Name: Xth.pdf 	<input checked="" type="checkbox"/> Self Verified

5	Domestic Certificate	File Name: Click Here For Large View Xth.pdf	<input checked="" type="checkbox"/> Self-verified
6	Publ Certificate	File Name: Click Here For Large View Xth.pdf	<input checked="" type="checkbox"/> Self-verified

Security Pin
Enter Security Pin (Leave unselected)
Security Pin

I have verified Uploaded Documents carefully

Ministry of Education
Government of India

Home | [Change Password](#) | [Register Query](#) | [Logout](#)

EKLAVYA MODEL RESIDENTIAL SCHOOL (EMRS)
EMRS TEACHING STAFF SELECTION EXAM (ETSSE)- 2021

राष्ट्रीय परीक्षा एजेंसी
National Testing Agency

Name: SEEMA Application No: 2127 1000 0057

Registration
Application Form
Image Upload
Fee Payment

Application Progress Status

- [View Registration Form](#)
- [View Application Form](#)
- [View Documents](#)
- [View Fee Receipt](#)

Download Confirmation Page

- [Download Confirmation Page](#)
- [Email Confirmation Page](#)

Verify Mobile No. & Email Id

- [Verify Mobile Number](#)
- [Verify Email Id](#)

Application Status	
Registration Form	Completed
Application Form	Completed
Upload Documents	Completed
Application Fee Payment	Completed

You have completed all the steps of online Application Form.
 Now download the confirmation page.
 Application Number : 2127 1000 0057

Disclaimer:
This site is designed and hosted by NIC eCounselling division and the contents are provided by NTA. For any further information, please contact to NTA, (Ver 1.0.136.2.0)

Procedure for appearing in Computer Based Test (CBT)

(Sample/mock test will be available on NTA website: www.nta.ac.in for hands on practice)

- (a) A computer terminal (node) indicating roll number will be allocated to each candidate. Candidates should find and sit on their allocated computers only. Any candidate found to have changed room/hall or the computer on their own other than the one allotted would lead to cancellation of candidature and no plea in this regard would be entertained.
- (b) For login, the candidate will have to enter **login-ID and password**. The computer terminal allotted to the candidate will display WELCOME login screen, Candidate's photograph and question paper for the post, as opted by the candidate.

Candidate Login Page

Candidate Welcome Screen






- (c) After login, the candidate shall be able to see the detailed instructions for the examination. Candidates are advised to go through the instructions carefully regarding the type of questions and marking scheme. At the designated time of start of the examination, the candidates will be able to proceed and see the questions on the computer screen.



General Instruction Page

Please read the instructions carefully

General Instructions:

1. Total duration of examination is 180 minutes.
2. The clock will be set at the server. The countdown timer in the top right corner of screen will display the remaining time available for you to complete the examination. When the timer reaches zero, the examination will end by itself. You will not be required to end or submit your examination.
3. The Questions Palette displayed on the right side of screen will show the status of each question using one of the following symbols:

-  You have not visited the question yet.
-  You have not answered the question.
-  You have answered the question.
-  You have NOT answered the question but have marked the question for review.
-  The question(s) "Answered and Marked for Review" will be considered for evaluation.

4. You can click on the ">" arrow which appears to the left of question palette to collapse the question palette thereby maximizing the question window. To view the question palette again, you can click on "<" which appears on the right side of question window.
5. You can click on your "Profile" image on top right corner of your screen to change the language during the exam for entire question paper. On clicking of Profile image you will get a drop-down to change the question content to the desired language.
6. You can click on  to navigate to the bottom and  to navigate to top of the question are, without scrolling.

Navigating to a Question:

7. To answer a question, do the following:
 - a. Click on the question number in the Question Palette at the right of your screen to go to that numbered question directly. Note that using this option does NOT save your answer to the current question.
 - b. Click on **Save & Next** to save your answer for the current question and then go to the next question.
 - c. Click on **Mark for Review & Next** to save your answer for the current question, mark it for review, and then go to the next question.

Answering a Question:

8. Procedure for answering a multiple-choice type question:
 - a. To select you answer, click on the button of one of the options.
 - b. To deselect your chosen answer, click on the button of the chosen option again or click on the **Clear Response** button
 - c. To change your chosen answer, click on the button of another option
 - d. To save your answer, you MUST click on the Save & Next button.
 - e. To mark the question for review, click on the Mark for Review & Next button.
9. To change your answer to a question that has already been answered, first select that question for answering and then follow the procedure for answering that type of question.

Navigating through sections:

10. Sections in this question paper are displayed on the top bar of the screen. Questions in a section can be viewed by click on the section name. The section you are currently viewing is highlighted.
11. After click the Save & Next button on the last question for a section, you will automatically be taken to the first question of the next section.
12. You can shuffle between sections and questions anything during the examination as per your convenience only during the time stipulated.
13. Candidate can view the corresponding section summery as part of the legend that appears in every section above the question palette.

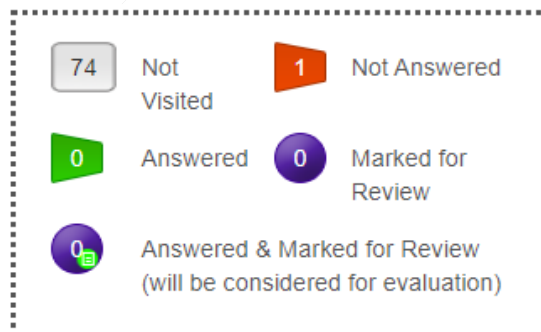
The keyboard attached to the computer, if any, will be disabled during the entire duration of the examination. Depending on the type of question, the answers to questions can either be entered by clicking on the virtual on-screen keyboard (numeric or otherwise) using the computer mouse or by clicking the chosen option(s) using the computer mouse. Candidates will have the option to change/modify answers already entered anytime during the entire duration of the examination.

In case the computer/mouse allotted to any candidate malfunctions anytime during the test, he/she will be immediately allotted another computer system and the time lost due to this will be adjusted in the server so as to give the candidate the full allotted time.

The on-screen computer clock counter of every candidate will be set at the server. The countdown timer in the top right side of computer screen will display the time remaining (in minutes) available for the candidate to complete the examination. When the timer reaches zero, the examination will end by itself. Candidate will not be required to end or submit the examination.



(d) The Question Palette displayed on the right side of screen will show the status of each question using one of the following symbols:



The question(s) "Answered and Marked for Review" status for a question indicates that candidate would like to have a relook at that question again. A candidate has the option of answering a question and simultaneously "Marked for Review", these answers will be considered for evaluation. However, if a candidate has simply put "Marked for Review" for a question without answering it, the corresponding question marked for review without an answer will not be considered for evaluation. It may be noted that a candidate can return to any "Marked for Review" question any time during the examination by clicking on the corresponding question number icon displayed on the Question Palette of the corresponding section.


(e) Candidate can click on the ">" arrow which appears to the left of question palette to collapse the question palette thereby maximizing the question viewing window. To view the question palette again, candidate can click on "<" which appears on the right side of question window.

(f) Candidate can click on to navigate to the bottom and to navigate to the top of the question area, without scrolling. Using the computer mouse the candidate can scroll up and down the question viewing area for viewing the entire question.

- (g) The full paper can be viewed by clicking the “Question Paper” icon on the top right corner of the screen.
- (h) Blank Sheets for doing rough work/calculations shall be provided to the candidates. The Blanks Sheets would have a Header page for the candidates to write down his/her Name and Roll Number. All calculations/writing work are to be done only in the Blank Sheets provided at the centre in the examination Room/Hall and on completion of the test candidates must hand over the rough sheets to the invigilator on duty in the Room/Hall.

(i) Navigating to a Question To navigate between questions within a Paper, candidate needs to do the following:

- (a) Click on the question number in the Question Palette at the right of the screen to go to that numbered question directly. Note that using this option does NOT save the answer to the currently displayed question.
- (b) Click on “Save & Next” to save the answer of any question. Clicking on “Save & Next” will save the answer for the current question and the next question will be displayed on the candidate’s computer screen.
- (c) Click on “Mark for Review & Next” to mark a question for review (without answering it) and proceed to the next question.



(j) Answering a Question

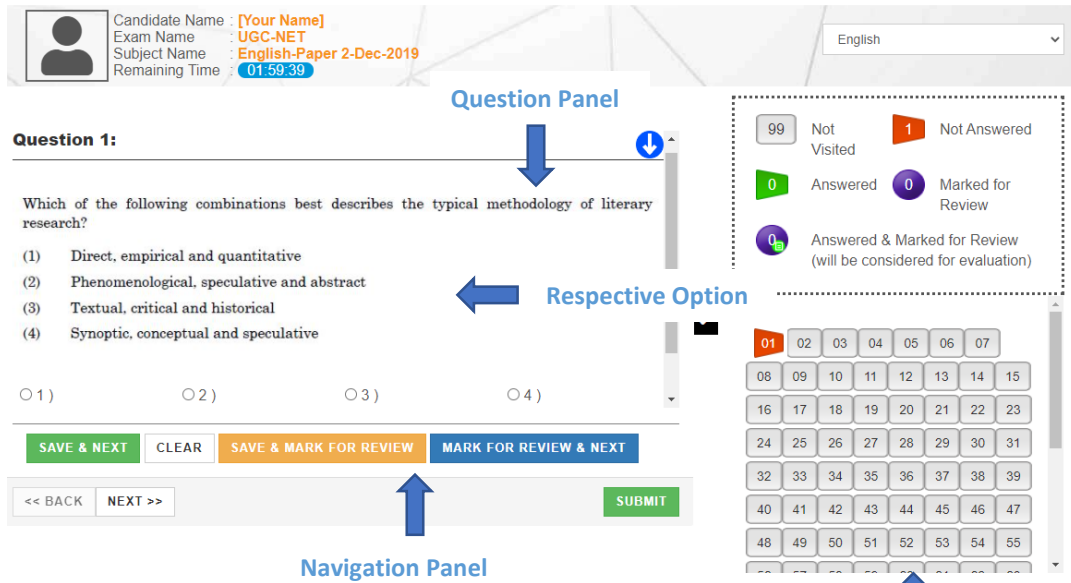
To navigate between questions within a Paper, candidate needs to do the following:

(i) Procedure for answering a multiple-choice type question:

- (a) To select the option(s), click on the corresponding button(s) of the option(s).
- (b) To deselect the chosen answer, click on the button of the chosen option again or click on the “Clear Response” button.
- (c) To save the answer, the candidate MUST click on the “Save & Next” button.
- (d) To mark the question for review (without answering it), click on the “Mark for Review & Next” button.

(k) Navigating through sections:

- (i) Sections in the question paper are displayed on the top bar of the screen. Questions in a section can be viewed by clicking on the section name. The section in which candidate is currently viewing will be highlighted.
- (ii) After clicking the “Save & Next” button on the last question for a section, candidate will automatically be taken to the first question of the next section.
- (iii) Candidate can shuffle between sections and questions within sections anytime during the examination as per the convenience only during the time stipulated.
- (iv) Candidate can view the corresponding section summary as part of the legend that appears in every section above the question palette.



(I) Procedure for answering questions that require inputs from on-screen virtual keyboard (numeric or otherwise):

(a) Candidate will have to use the on-screen virtual keyboard (that will allow the candidate to enter the answer in the space provided for answer) and the attached computer mouse to enter his/her answer in the space provided for answer.

On Screen Virtual Keyboard



(b) The answer can be changed, if required, anytime during the test. To save the answer, the candidate MUST click on the “Save & Next” button.

(c) To mark the question for review (without answering it), click on the “Mark for Review & Next” button.

Candidate will have the option to change previously saved answer of any question, anytime during the entire duration of the test. To change the answer to a question that has already been answered,

first select the corresponding question from the Question Palette, then click on “Clear Response” to clear the previously entered answer and subsequently follow the procedure for answering that type of question.

(m) ROUGH WORK:

All calculations/writing work are to be done only in the rough sheet provided at the Centre in the examination Room/Hall and on completion of the test candidates must hand over the rough sheets to the invigilator on duty in the Room/Hall.

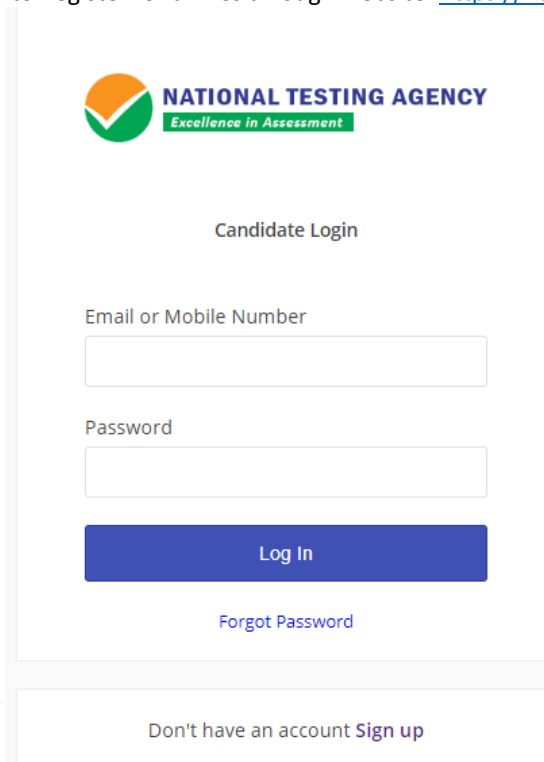



NTA: Test Practice Centres (TPCs)**What is a Test Practice Centre (TPCs)?**

The Ministry of Human Resource Development mandated the NTA to set up, establish and create a network of Tests Practice Centres for candidates, especially in remote and rural areas to enable them to practice and be comfortable in taking a Computer Based Test (CBT). This facility is completely free of cost. Candidates can register online (on NTA website) where they are provided a convenient TPC near to their location to practice on a given computer node. This facilitates and eases the process of being able to take a Computer Based Test (CBT). The entire experience of using a computer is close to the actual experience of taking a CBT. All efforts are made to provide practice tests and questions so that candidates can familiarize themselves with logging into the system, go through the detailed instructions regarding the test, use the mouse or numeric keyboard on screen (virtual) for attempting each question, scroll down to the next question, navigate between questions, review and edit their options and submit questions.

The objective of TPCs is primarily to organize test practice for the upcoming NTA examinations.

The set of Instructions on How to Register for a TPCs through website: <https://ntatpcsr.in/login>



 **NATIONAL TESTING AGENCY**
Excellence in Assessment

Candidate Login

Email or Mobile Number


Password

Log In

[Forgot Password](#)

Don't have an account [Sign up](#)

For first time registration, click on “Sign up”.



NATIONAL TESTING AGENCY
Excellence in Assessment

Candidate Registration

First Name

Last Name

Email


mobile

Password

Already have an account [Log In](#)

User Dashboard:

- DASHBOARD
- BOOKINGS
- MOCK TEST
- SETTINGS
- ALLOTMENT HISTORY
- LOGOUT




NATIONAL TESTING AGENCY
Excellence in Assessment


Allocation for Saturday is done on Thursday and for Sunday It is done on Friday, please [click here](#) to know your allotment status


Kailash Manral
kailash@nta.ac.in

Update your information


 **Update Basic Info**
Update information such as first name, last name, age etc

Mock Test

 **New Booking**
Apply for Mock Test at a centre


 **Online Test**
Give Mock Test Online from home, school or college

New booking to apply for a Mock Test:



NATIONAL TESTING AGENCY
Excellence in Assessment


New Booking



No Upcoming Booking
You dont have any upcoming booking, click below to book Mock Test for the upcoming week

[Book Mock Test at Centre](#)

Selection of Slot/Date:




NATIONAL TESTING AGENCY
Excellence in Assessment

New Booking

Select a Date

14 March, 2020	15 March, 2020	21 March, 2020	22 March, 2020
28 March, 2020	29 March, 2020	4 April, 2020	5 April, 2020
11 April, 2020	12 April, 2020	18 April, 2020	19 April, 2020
25 April, 2020	26 April, 2020	2 May, 2020	3 May, 2020
9 May, 2020	10 May, 2020	16 May, 2020	17 May, 2020
23 May, 2020	24 May, 2020	30 May, 2020	31 May, 2020

Search Mock Test Centre with the help of Pin Code of your area and select maximum of 05 Centres:



NATIONAL TESTING AGENCY
Excellence In Assessment

Select a Centre


Enter your Pincode

Search

Total Centre Found (121)

Name / Address of Institute	
PRESIDIUM SCHOOL PRESIDIUM SCHOOL, PS-2, , C-3, ASHOK VIHAR, DELHI-110052 PHONE : 7838654441	<input checked="" type="checkbox"/>
Pragati Public School Sector 13, Phase II, Dwarka, New Delhi	<input type="checkbox"/>
HMR INSTITUTE OF TECHNOLOGY AND MANAGEMENT PLOT NO 326, HAMIDPUR, DELHI -110036	<input checked="" type="checkbox"/>
BHARDWAJ MODEL SCHOOL RZQ-88, NIHAL VIHAR, NEAR Q-BLOCK GURDWARA, NIHAL VIHAR, NEW DELHI-110041	<input type="checkbox"/>
DAV CENTENARY PUBLIC SCHOOL,NARELA SECTOR-B4,POCKET-5,DDA PROJECT,NARELA	<input checked="" type="checkbox"/>
DECENT PUBLIC SCHOOL DECENT PUBLIC SCHOOLH-34, SECTOR-3, ROHINI, DELHI-110085NEAR SHIV MANDIR	<input checked="" type="checkbox"/>
SARASWATI PUBLIC SEC. SCHOOL BUDH VIHAR,SEWADHAM ROAD,MANDOLI,DELHI	<input checked="" type="checkbox"/>
Marigold Public School (Sr. Secondary) Khasra No. 559, Jatkhori Road, Katewara, Near Bawana, Tehsil Narela, Delhi - 110039	<input type="checkbox"/>

Acknowledgement of TPC:



NATIONAL TESTING AGENCY
Excellence In Assessment

Upcoming Mock Test

Confirmation awaits for (April 19, 2020)
Listed below is/are the centre's of your choice

- presidium school**
presidium school, ps-2, , c-3, ashok vihar, delhi-110052 phone : 7838654441
- hmr institute of technology and management**
plot no 326, hamidpur, delhi -110036
- dav centenary public school,narela**
sector-b4,pocket-5,dda project,narela
- decent public school**
decent public schoolh-34, sector-3, rohini, delhi-110085near shiv mandir
- saraswati public sec. school**
budh vihar,sewadham road,mandoli,delhi

Untill your previous booking date is not reached, you are not allowed to book a new centre for Mock Test

National Testing Agency (NTA)
Procedure to be adopted for compilation of NTA scores for multi session Papers
(Normalization procedure based on Percentile Score)

NTA may conduct examinations on multiple dates, generally in two sessions per day. The candidates will be given different sets of questions per session and it is quite possible that in spite of all efforts of maintaining equivalence among various question papers, the difficulty level of these question papers administered in different sessions may not be exactly the same. Some of the candidates may end up attempting a relatively tougher set of questions when compared to other sets. The candidates who attempt the comparatively tougher examination are likely to get lower marks as compared to those who attempt the easier one. In order to overcome such a situation, “**Normalization procedure based on Percentile Score**” will be used for ensuring that candidates are neither benefitted nor disadvantaged due to the difficulty level of the examination. With the objective of ensuring that a candidate’s true merit is identified, and that a level playing field is created in the above context, the Normalization Procedure, set out below shall be adopted, for compiling the NTA scores for multi session papers.

The process of Normalization is an established practice for comparing candidate scores across multi session papers and is similar to those being adopted in other large educational selection tests conducted in India. For normalization across sections, NTA shall use the percentile equivalence.

Percentile Scores: Percentile scores are scores based on the relative performance of all those who appear for the examination. Basically the marks obtained are transformed into a scale ranging from 100 to 0 for each session of examinees.

The Percentile Score indicates the percentage of candidates that have scored EQUAL TO OR BELOW (same or lower raw scores) that particular Percentile in that examination. Therefore the topper (highest score) of each session will get the same Percentile of 100 which is desirable. The marks obtained in between the highest and lowest scores are also converted to appropriate Percentiles.

The Percentile score will be the Normalized Score for the examination (instead of the raw marks of the candidate) and shall be used for preparation of the merit lists.

The Percentile Scores will be calculated up to 7 decimal places to avoid bunching effect and reduce ties.

The Percentile score of a Candidate is calculated as follows:

$$\frac{100 \times \text{Number of candidates appeared in the 'Session' with raw score EQUAL TO OR LESS than the candidate}}{\text{Total number of the candidates appeared in the 'Session'}}$$

Note: The Percentile of the Total shall **NOT** be an aggregate or average of the Percentile of individual subject. Percentile score is not the same as percentage of marks obtained.

Example: Suppose a test was held in 4 sessions of examinees as per details given below:-
(Allocation of Days and shifts were done randomly)

(a) **Distribution of candidates were as follows:**

Session-1: Day-1 Shift-1, **Session-2:** Day-1 Shift-2, **Session-3:** Day-2 Shift-1 and **Session-4:** Day-2 Shift-2

Session	Day/Shift	No of Candidates			Marks	
		Absent	Appeared	Total	Highest	Lowest
Session-1	Day-1 Shift-1	3974	28012	31986	335	-39
Session-2	Day-1 Shift-2	6189	32541	38730	346	-38
Session-3	Day-2 Shift-1	6036	41326	47362	331	-49
Session-4	Day-2 Shift-2	9074	40603	49677	332	-44
Total (Session-1 to Session-4)		25273	142482	167755	346	-49

In this method of scoring the HIGHEST RAW SCORE in each paper (irrespective of the raw scores) will be the 100 Percentile indicating that 100% of candidates have scores equal to or lesser than the highest scorer/ topper for that session.

Highest Raw Score and Percentile Score: All the highest raw scores will have normalized Percentile Score of 100 for their respective session.

Session	Total Candidates Appeared	Highest Raw Score	Candidates who scored EQUAL OR LESS THAN Highest Raw Score	Percentile Score	Remarks
Session-1	28012	335	28012	100.000000 [[28012/28012]*100]	i.e. all the highest raw scores would be normalized to 100 Percentile Score for their respective session.
Session -2	32541	346	32541	100.000000 [[32541/32541]*100]	
Session -3	41326	331	41326	100.000000 [[41326/41326]*100]	
Session -4	40603	332	40603	100.000000 [[40603/40603]*100]	

Lowest Raw Score and Percentile Score: Percentile Score of all the lowest raw scores will depend on the total number of candidates who have taken the examination for their respective session.

Session	Total Candidates Appeared	Lowest Raw Score	Candidates who scored EQUAL OR LESS THAN Lowest Raw Score	Percentile Score	Remarks
Session -1	28012	-39	1	0.0035699 [[1/28012]*100]	i.e. Percentile Score of all the lowest raw scores are different i.e. Percentile Score depend on the total number of candidates who have taken the examination for their respective session.
Session -2	32541	-38	1	0.0030730 [[1/32541]*100]	
Session -3	41326	-49	1	0.0024198 [[1/41326]*100]	
Session -4	40603	-44	1	0.0024629 [[1/40603]*100]	

The following is a further explanation of the interpretation of the raw scores and Percentile Score in Session-3 (Day-2 and Shift-1) with 41326 candidates who have taken the examination.

Candidate	Percentile Score	No of Candidates	Raw Score	Remark
A	100.000000 [[41326/41326]*100]	1	331	Indicates that amongst those appeared, 100% have scored either EQUAL TO OR LESS THAN the candidate A (331 raw score).
				It also indicates that no candidate has scored more than the candidate A (331 raw score).
B	90.1224411	77	121	Indicates that amongst those appeared,

	$[(37244/41326)*100]$			90.1224411% have scored either EQUAL TO OR LESS THAN the candidate B (121 raw score). It also indicates that remaining candidates have scored more than candidate B (121 raw score).
C	50.4549194 $[(20851/41326)*100]$	381	41	Indicates that amongst those appeared, 50.4549194% have scored either EQUAL TO OR LESS THAN the candidate C (41 raw score). It also indicates that remaining those appeared have scored more than candidate C (41 raw score).
D	31.7040120 $[(13102/41326)*100]$	789	25	Indicates that amongst those appeared, 31.7040120% have scored either EQUAL TO OR LESS THAN the candidate D (25 raw score). It also indicates that remaining candidates have scored more than candidate D (25 raw score).
E	1.1034216 $[(456/41326)*100]$	100	-15	Indicates that amongst those appeared, 1.1034216% have scored either EQUAL TO OR LESS THAN the candidate E (-15 raw score). It also indicates that remaining candidates have scored more than candidate E (-15 raw score).

STEP-BY-STEP PROCEDURE FOR NORMALIZATION AND PREPARATION OF RESULT:

Step-1: Distribution of Examinees in two shifts:

Candidates have to be distributed into two sessions randomly so that each session has approximately equal number of candidates. These two sessions would be as follows:

Session-1: Day-1 Shift-1, **Session-2:** Day-1 Shift-2

In the event of more number of days or less number of shifts, the candidates will be divided accordingly.

This will ensure that there is no bias in the distribution of candidates who shall take the examination. Further, with a large population of examinees spread over the entire country the possibility of such bias becomes remote.

Step-2: Preparation of Results for each Session:

The examination results for **each session** would be prepared in the form of

- Raw Scores
- Percentiles Scores of Total raw scores.

The Percentiles would be calculated for each candidate in the Session as follows:

Let TP1 be the Percentile Scores of Total Raw Score of that candidate.

$$\text{Total Percentile (TP1)} : \quad 100 \times \frac{\text{No. of candidates appeared from the session with raw score EQUAL TO OR LESS than T1 score}}{\text{Total No. of candidates appeared in the session}}$$

Step-3: Compilation of NTA score and Preparation of Result:

The Percentile scores for the Total Raw Score for all the sessions (**Session-1:** Day-1 Shift-1, **Session-2:** Day-1 Shift-2) **as calculated in Step-2 above would be merged and shall be called the NTA scores which will then be used for compilation of result and further processing for deciding the allocation.**

In the events of the percentiles for the multi-shifts being dissimilar / unequal, the lowest will be the eligibility cut-off for that category for all candidates (i.e. all shifts).

For Example: In an the examination held in two shifts, if the 40% marks correspond to a Percentile

score of 78 in Shift 1 and 79 in Shift 2, then all those equal to or above 78 percentiles (Percentile score of 100 to 78) in both shifts will become eligible in General Category. Similar method will be adopted for the other categories to determine eligibility cut-offs. In case the examination is held in more number of shifts the same principle shall apply.



List of Examination Cities

The Examination may be conducted in the following Cities, provided there are sufficient numbers of candidates in the City:

STATE	S. No.	CITY	CITY_CD
ANDHRA PRADESH	1	ANANTAPUR	AP01
ANDHRA PRADESH	2	BHIMAVARAM	AP03
ANDHRA PRADESH	3	CHIRALA	AP04
ANDHRA PRADESH	4	CHITTOOR	AP05
ANDHRA PRADESH	5	ELURU	AP06
ANDHRA PRADESH	6	GUNTUR	AP07
ANDHRA PRADESH	7	KADAPA	AP08
ANDHRA PRADESH	8	KAKINADA	AP09
ANDHRA PRADESH	9	KURNOOL	AP10
ANDHRA PRADESH	10	NELLORE	AP11
ANDHRA PRADESH	11	ONGOLE	AP12
ANDHRA PRADESH	12	RAJAHMUNDRY	AP13
ANDHRA PRADESH	13	SRIKAKULAM	AP14
ANDHRA PRADESH	14	TIRUPATHI	AP16
ANDHRA PRADESH	15	VIJAYAWADA	AP17
ANDHRA PRADESH	16	VISAKHAPATNAM	AP18
ANDHRA PRADESH	17	VIZIANAGARAM	AP19
ANDHRA PRADESH	18	NARASARAOPET	AP20
ANDHRA PRADESH	19	PRODDATUR	AP21
ANDHRA PRADESH	20	SURAMPALEM	AP23
CHHATTISGARH	21	BHILAI NAGAR/DURG	CG01
CHHATTISGARH	22	BILASPUR(CHHATTISGARH)	CG02
CHHATTISGARH	23	RAIPUR	CG03
DELHI	24	DELHI/NEW DELHI	DL01
GUJARAT	25	AHMEDABAD/GANDHINAGAR	GJ01
GUJARAT	26	ANAND	GJ02
GUJARAT	27	JAMNAGAR	GJ06
GUJARAT	28	JUNAGADH	GJ07
GUJARAT	29	MEHSANA	GJ08
GUJARAT	30	RAJKOT	GJ10
GUJARAT	31	SURAT	GJ11
GUJARAT	32	VADODARA	GJ12
GUJARAT	33	VALSAD/VAPI	GJ13
GUJARAT	34	HIMATNAGAR	GJ14
GUJARAT	35	NAVSARI	GJ15

GUJARAT	36	BHUJ	GJ17
HIMACHAL PRADESH	37	BILASPUR(HIMACHAL PRADESH)	HP01
HIMACHAL PRADESH	38	HAMIRPUR(HIMACHAL PRADESH)	HP03
HIMACHAL PRADESH	39	KANGRA/PALAMPUR	HP04
HIMACHAL PRADESH	40	SHIMLA	HP06
HIMACHAL PRADESH	41	SOLAN	HP07
HIMACHAL PRADESH	42	MANDI	HP08
HIMACHAL PRADESH	43	UNA	HP09
HIMACHAL PRADESH	44	KULLU	HP10
HIMACHAL PRADESH	45	SIRMAUR	HP11
JAMMU AND KASHMIR	46	BARAMULLA	JK01
JAMMU AND KASHMIR	47	JAMMU	JK02
JAMMU AND KASHMIR	48	SAMBA	JK03
JAMMU AND KASHMIR	49	SRINAGAR(J & K)	JK04
JAMMU AND KASHMIR	50	ANANTNAG	JK05
JAMMU AND KASHMIR	51	PULWAMA	JK06
JHARKHAND	52	BOKARO STEEL CITY	JH01
JHARKHAND	53	DHANBAD	JH02
JHARKHAND	54	JAMSHEDPUR	JH03
JHARKHAND	55	RANCHI	JH04
JHARKHAND	56	HAZARIBAGH	JH05
JHARKHAND	57	RAMGARH	JH06
JHARKHAND	58	GIRIDIH	JH07
MADHYA PRADESH	59	BALAGHAT	MP01
MADHYA PRADESH	60	BETUL	MP02
MADHYA PRADESH	61	BHOPAL	MP03
MADHYA PRADESH	62	CHHINDWARA	MP05
MADHYA PRADESH	63	GWALIOR	MP06
MADHYA PRADESH	64	INDORE	MP07
MADHYA PRADESH	65	JABALPUR	MP08
MADHYA PRADESH	66	REWA	MP11
MADHYA PRADESH	67	SAGAR	MP12
MADHYA PRADESH	68	SATNA	MP13
MADHYA PRADESH	69	UJJAIN	MP15
MADHYA PRADESH	70	DHAR	MP16
MADHYA PRADESH	71	HOSHANGABAD	MP17
MADHYA PRADESH	72	KHARGONE (WEST NIMAR)	MP18
MADHYA PRADESH	73	VIDISHA	MP20
MAHARASHTRA	74	AHMEDNAGAR	MR01
MAHARASHTRA	75	AKOLA	MR02
MAHARASHTRA	76	AMRAVATI	MR03
MAHARASHTRA	77	AURANGABAD(MAHARASHTRA)	MR04

MAHARASHTRA	78	CHANDRAPUR	MR09
MAHARASHTRA	79	DHULE	MR10
MAHARASHTRA	80	JALGAON	MR13
MAHARASHTRA	81	KOLHAPUR	MR14
MAHARASHTRA	82	LATUR	MR15
MAHARASHTRA	83	MUMBAI/NAVI MUMBAI	MR16
MAHARASHTRA	84	NAGPUR	MR17
MAHARASHTRA	85	NANDED	MR18
MAHARASHTRA	86	NASHIK	MR19
MAHARASHTRA	87	PUNE	MR22
MAHARASHTRA	88	RAIGAD	MR23
MAHARASHTRA	89	RATNAGIRI	MR24
MAHARASHTRA	90	SANGLI	MR25
MAHARASHTRA	91	SATARA	MR26
MAHARASHTRA	92	SOLAPUR	MR27
MAHARASHTRA	93	THANE	MR28
MAHARASHTRA	94	WARDHA	MR29
MAHARASHTRA	95	BEED	MR30
MAHARASHTRA	96	BHANDARA	MR31
MAHARASHTRA	97	BULDHANA	MR32
MAHARASHTRA	98	PALGHAR	MR33
MAHARASHTRA	99	YAVATMAL	MR34
MAHARASHTRA	100	GONDIA	MR35
MANIPUR	101	IMPHAL	MN01
MIZORAM	102	AIZAWL	MZ01
ODISHA	103	BALASORE	OR02
ODISHA	104	BERHAMPUR-GANJAM	OR03
ODISHA	105	BHUBANESWAR	OR04
ODISHA	106	CUTTACK	OR05
ODISHA	107	DHENKANAL	OR06
ODISHA	108	ROURKELA	OR08
ODISHA	109	SAMBALPUR	OR09
ODISHA	110	ANGUL	OR10
ODISHA	111	BHADRAK	OR11
ODISHA	112	MAYURBHANJ/BARIPADA	OR12
ODISHA	113	JAJPUR	OR13
ODISHA	114	KENDRAPARA	OR14
ODISHA	115	KENDUJHAR (KEONJHAR)	OR15
ODISHA	116	PURI	OR16
ODISHA	117	JAGATSINGHPUR	OR17
RAJASTHAN	118	AJMER	RJ01
RAJASTHAN	119	ALWAR	RJ02
RAJASTHAN	120	BIKANER	RJ05
RAJASTHAN	121	JAIPUR	RJ06
RAJASTHAN	122	JODHPUR	RJ07

RAJASTHAN	123	KOTA	RJ08
RAJASTHAN	124	SIKAR	RJ09
RAJASTHAN	125	SRIGANGANAGAR	RJ10
RAJASTHAN	126	UDAIPUR	RJ11
RAJASTHAN	127	BHILWARA	RJ12
RAJASTHAN	128	JHUNJHUNU	RJ13
RAJASTHAN	129	NAGPUR	RJ14
RAJASTHAN	130	SAWAI MADHOPUR	RJ15
RAJASTHAN	131	BHARATPUR	RJ16
RAJASTHAN	132	DAUSA	RJ17
RAJASTHAN	133	KARALI	RJ18
SIKKIM	134	GANGTOK	SM01
TELANGANA	135	HYDERABAD/SECUNDERABAD/RANGA REDDY	TL01
TELANGANA	136	KARIMNAGAR	TL02
TELANGANA	137	KHAMMAM	TL03
TELANGANA	138	MAHBUBNAGAR	TL04
TELANGANA	139	NALGONDA	TL05
TELANGANA	140	WARANGAL	TL07
TELANGANA	141	NIZAMABAD	TL08
TELANGANA	142	SURYAPET	TL09
TELANGANA	143	SIDDIPET	TL11
TRIPURA	144	AGARTALA	TA01
UTTARAKHAND	145	DEHRADUN	UK01
UTTARAKHAND	146	HALDWANI	UK02
UTTARAKHAND	147	HARIDWAR	UK03
UTTARAKHAND	148	ROORKEE	UK06
UTTARAKHAND	149	UDHAM SINGH NAGAR	UK07
UTTARAKHAND	150	PAURI GARHWAL	UK08
UTTARAKHAND	151	ALMORA	UK09